
Populus Documentation

Release 5.6.0

Piper Merriam

Feb 26, 2020

Contents

1	Contents	3
2	Indices and tables	167
	Python Module Index	169
	Index	171

Web3.py is a python library for interacting with Ethereum. Its API is derived from the [Web3.js](#) Javascript API and should be familiar to anyone who has used `web3.js`.

1.1 Quickstart

- *Installation*
- *Using Web3*
- *Getting Blockchain Info*

Note: All code starting with a \$ is meant to run on your terminal. All code starting with a >>> is meant to run in a python interpreter, like `ipython`.

1.1.1 Installation

Web3.py can be installed (preferably in a *virtualenv*) using `pip` as follows:

```
$ pip install web3
```

Note: If you run into problems during installation, you might have a broken environment. See the troubleshooting guide to *Set up a clean environment*.

Installation from source can be done from the root of the project with the following command.

```
$ pip install .
```


(continued from previous page)

```

'sha3Uncles': HexBytes(
↪ '0x1dcc4de8dec75d7aab85b567b6cccd41ad312451b948a7413f0a142fd40d49347'),
'size': 622,
'stateRoot': HexBytes(
↪ '0x1f5e460eb84dc0606ab74189dbcf617300549f8f4778c3c9081c119b5b5d1c1'),
'timestamp': 0,
'totalDifficulty': 1,
'transactions': [],
'transactionsRoot': HexBytes(
↪ '0x56e81f171bcc55a6ff8345e692c0f86e5b48e01b996cad001622fb5e363b421'),
'uncles': []

```

Many of the typical things you'll want to do will be in the `w3.eth` API, so that is a good place to start.

If you want to dive straight into contracts, check out the section on [Contracts](#), including a [Contract Deployment Example](#), and how to create a contract instance using `w3.eth.contract()`.

Note: It is recommended that your development environment have the `PYTHONWARNINGS=default` environment variable set. Some deprecation warnings will not show up without this variable being set.

1.2 Overview

- *Providers*
- *Base API*
 - *Type Conversions*
 - *Currency Conversions*
 - *Addresses*
 - *Cryptographic Hashing*
 - *Check Encodability*
- *Modules*

The common entrypoint for interacting with the Web3 library is the `Web3` object. The `web3` object provides APIs for interacting with the ethereum blockchain, typically by connecting to a JSON-RPC server.

1.2.1 Providers

Providers are how `web3` connects to the blockchain. The `Web3` library comes with the following built-in providers that should be suitable for most normal use cases.

- `Web3.HTTPProvider` for connecting to `http` and `https` based JSON-RPC servers.
- `Web3.IPCProvider` for connecting to `ipc` socket based JSON-RPC servers.
- `Web3.WebsocketProvider` for connecting to `ws` and `wss` websocket based JSON-RPC servers.

The `HTTPProvider` takes the full URI where the server can be found. For local development this would be something like `http://localhost:8545`.

The `IPCProvider` takes the filesystem path where the IPC socket can be found. If no argument is provided it will use the *default* path for your operating system.

The `WebsocketProvider` takes the full URI where the server can be found. For local development this would be something like `ws://127.0.0.1:8546`.

```
>>> from web3 import Web3, HTTPProvider, IPCProvider, WebsocketProvider

# Note that you should create only one RPCProvider per
# process, as it recycles underlying TCP/IP network connections between
# your process and Ethereum node
>>> w3 = Web3(HTTPProvider('http://localhost:8545'))

# or for an IPC based connection
>>> w3 = Web3(IPCProvider())

# or for Websocket based connection
>>> w3 = Web3(WebsocketProvider('ws://127.0.0.1:8546'))
```

1.2.2 Base API

The `Web3` class exposes the following convenient APIs.

Type Conversions

`Web3.toHex` (*primitive=None, hexstr=None, text=None*)

Takes a variety of inputs and returns it in its hexadecimal representation. It follows the rules for converting to hex in the [JSON-RPC spec](#)

```
>>> Web3.toHex(0)
'0x0'
>>> Web3.toHex(1)
'0x1'
>>> Web3.toHex(0x0)
'0x0'
>>> Web3.toHex(0x000F)
'0xf'
>>> Web3.toHex(b'')
'0x'
>>> Web3.toHex(b'\x00\x0F')
'0x000f'
>>> Web3.toHex(False)
'0x0'
>>> Web3.toHex(True)
'0x1'
>>> Web3.toHex(hexstr='0x000F')
'0x000f'
>>> Web3.toHex(hexstr='000F')
'0x000f'
>>> Web3.toHex(text='')
'0x'
>>> Web3.toHex(text='cowmö')
'0x636e776dc3b6'
```

`Web3.toText` (*primitive=None, hexstr=None, text=None*)

Takes a variety of inputs and returns its string equivalent. Text gets decoded as UTF-8.

```

>>> Web3.toText(0x636f776dc3b6)
'cowmö'
>>> Web3.toText(b'cowm\xc3\xb6')
'cowmö'
>>> Web3.toText(hexstr='0x636f776dc3b6')
'cowmö'
>>> Web3.toText(hexstr='636f776dc3b6')
'cowmö'
>>> Web3.toText(text='cowmö')
'cowmö'

```

Web3.**toBytes** (*primitive=None, hexstr=None, text=None*)

Takes a variety of inputs and returns its bytes equivalent. Text gets encoded as UTF-8.

```

>>> Web3.toBytes(0)
b'\x00'
>>> Web3.toBytes(0x000F)
b'\x0f'
>>> Web3.toBytes(b'')
b''
>>> Web3.toBytes(b'\x00\x0F')
b'\x00\x0f'
>>> Web3.toBytes(False)
b'\x00'
>>> Web3.toBytes(True)
b'\x01'
>>> Web3.toBytes(hexstr='0x000F')
b'\x00\x0f'
>>> Web3.toBytes(hexstr='000F')
b'\x00\x0f'
>>> Web3.toBytes(text='')
b''
>>> Web3.toBytes(text='cowmö')
b'cowm\xc3\xb6'

```

Web3.**toInt** (*primitive=None, hexstr=None, text=None*)

Takes a variety of inputs and returns its integer equivalent.

```

>>> Web3.toInt(0)
0
>>> Web3.toInt(0x000F)
15
>>> Web3.toInt(b'\x00\x0F')
15
>>> Web3.toInt(False)
0
>>> Web3.toInt(True)
1
>>> Web3.toInt(hexstr='0x000F')
15
>>> Web3.toInt(hexstr='000F')
15

```

Web3.**toJSON** (*obj*)

Takes a variety of inputs and returns its JSON equivalent.

```

>>> Web3.toJSON(3)

```

(continues on next page)

(continued from previous page)

```
'3'
>>> Web3.toJSON({'one': 1})
'{"one": 1}'
```

Currency Conversions

`Web3.toWei` (*value*, *currency*)

Returns the value in the denomination specified by the `currency` argument converted to wei.

```
>>> Web3.toWei(1, 'ether')
1000000000000000000
```

`Web3.fromWei` (*value*, *currency*)

Returns the value in wei converted to the given currency. The value is returned as a `Decimal` to ensure precision down to the wei.

```
>>> Web3.fromWei(1000000000000000000, 'ether')
Decimal('1')
```

Addresses

`Web3.isAddress` (*value*)

Returns `True` if the value is one of the recognized address formats.

- Allows for both `0x` prefixed and non-prefixed values.
- If the address contains mixed upper and lower cased characters this function also checks if the address checksum is valid according to [EIP55](#)

```
>>> Web3.isAddress('0xd3CdA913deB6f67967B99D67aCDfa1712C293601')
True
```

`Web3.isChecksumAddress` (*value*)

Returns `True` if the value is a valid [EIP55](#) checksummed address

```
>>> Web3.isChecksumAddress('0xd3CdA913deB6f67967B99D67aCDfa1712C293601')
True
>>> Web3.isChecksumAddress('0xd3cda913deb6f67967b99d67acdfa1712c293601')
False
```

`Web3.toChecksumAddress` (*value*)

Returns the given address with an [EIP55](#) checksum.

```
>>> Web3.toChecksumAddress('0xd3cda913deb6f67967b99d67acdfa1712c293601')
'0xd3CdA913deB6f67967B99D67aCDfa1712C293601'
```

Cryptographic Hashing

classmethod `Web3.keccak` (*primitive=None*, *hexstr=None*, *text=None*)

Returns the Keccak-256 of the given value. Text is encoded to UTF-8 before computing the hash, just like Solidity. Any of the following are valid and equivalent:

```
>>> Web3.keccak(0x747874)
>>> Web3.keccak(b'\x74\x78\x74')
>>> Web3.keccak(hexstr='0x747874')
>>> Web3.keccak(hexstr='747874')
>>> Web3.keccak(text='txt')
HexBytes('0xd7278090a36507640ea6b7a0034b69b0d240766fa3f98e3722be93c613b29d2e')
```

classmethod `Web3.solidityKeccak` (*abi_types*, *value*)

Returns the Keccak-256 as it would be computed by the solidity keccak function on the provided *value* and *abi_types*. The *abi_types* value should be a list of solidity type strings which correspond to each of the provided values.

```
>>> Web3.solidityKeccak(['bool'], [True])
HexBytes("0x5fe7f977e71dba2ea1a68e21057beebb9be2ac30c6410aa38d4f3fbe41dcffd2")

>>> Web3.solidityKeccak(['uint8', 'uint8', 'uint8'], [97, 98, 99])
HexBytes("0x4e03657aea45a94fc7d47ba826c8d667c0d1e6e33a64a036ec44f58fa12d6c45")

>>> Web3.solidityKeccak(['uint8[]'], [[97, 98, 99]])
HexBytes("0x233002c671295529bcc50b76a2ef2b0de2dac2d93945fca745255de1a9e4017e")

>>> Web3.solidityKeccak(['address'], ["0x49EdDD3769c0712032808D86597B84ac5c2F5614
↪"])
HexBytes("0x2ff37b5607484cd4eecf6d13292e22bd6e5401eaffcc07e279583bc742c68882")

>>> Web3.solidityKeccak(['address'], ["ethereumfoundation.eth"])
HexBytes("0x913c99ea930c78868f1535d34cd705ab85929b2eaaaf70fcd09677ecd6e5d75e9")
```

classmethod `Web3.sha3` (*primitive=None*, *hexstr=None*, *text=None*)

Warning: This method has been deprecated for `keccak()`

Returns the Keccak SHA256 of the given value. Text is encoded to UTF-8 before computing the hash, just like Solidity. Any of the following are valid and equivalent:

```
>>> Web3.sha3(0x747874)
>>> Web3.sha3(b'\x74\x78\x74')
>>> Web3.sha3(hexstr='0x747874')
>>> Web3.sha3(hexstr='747874')
>>> Web3.sha3(text='txt')
HexBytes('0xd7278090a36507640ea6b7a0034b69b0d240766fa3f98e3722be93c613b29d2e')
```

classmethod `Web3.soliditySha3` (*abi_types*, *value*)

Warning: This method has been deprecated for `solidityKeccak()`

Returns the sha3 as it would be computed by the solidity sha3 function on the provided *value* and *abi_types*. The *abi_types* value should be a list of solidity type strings which correspond to each of the provided values.

```
>>> Web3.soliditySha3(['bool'], [True])
HexBytes ("0x5fe7f977e71dba2ea1a68e21057beebb9be2ac30c6410aa38d4f3fbe41dcffd2")

>>> Web3.soliditySha3(['uint8', 'uint8', 'uint8'], [97, 98, 99])
HexBytes ("0x4e03657aea45a94fc7d47ba826c8d667c0d1e6e33a64a036ec44f58fa12d6c45")

>>> Web3.soliditySha3(['uint8[]'], [[97, 98, 99]])
HexBytes ("0x233002c671295529bcc50b76a2ef2b0de2dac2d93945fca745255de1a9e4017e")

>>> Web3.soliditySha3(['address'], ["0x49EdDD3769c0712032808D86597B84ac5c2F5614"])
HexBytes ("0x2ff37b5607484cd4eefc6d13292e22bd6e5401eaffcc07e279583bc742c68882")

>>> Web3.soliditySha3(['address'], ["ethereumfoundation.eth"])
HexBytes ("0x913c99ea930c78868f1535d34cd705ab85929b2eaaaf70fcd09677ecd6e5d75e9")
```

Check Encodability

`w3.is_encodable` (*_type*, *value*)

Returns True if a value can be encoded as the given type. Otherwise returns False.

```
>>> from web3.auto.gethdev import w3
>>> w3.is_encodable('bytes2', b'12')
True
>>> w3.is_encodable('bytes2', b'1')
True
>>> w3.is_encodable('bytes2', '0x1234')
True
>>> w3.is_encodable('bytes2', b'123')
False
```

`w3.enable_strict_bytes_type_checking` ()

Enables stricter bytes type checking. For more examples see *Enabling Strict Checks for Bytes Types*

```
>>> from web3.auto.gethdev import w3
>>> w3.enable_strict_bytes_type_checking()
>>> w3.is_encodable('bytes2', b'12')
True
>>> w3.is_encodable('bytes2', b'1')
False
```

1.2.3 Modules

The JSON-RPC functionality is split across multiple modules which *loosely* correspond to the namespaces of the underlying JSON-RPC methods.

1.3 Your Ethereum Node

1.3.1 Why do I need to connect to a node?

The Ethereum protocol defines a way for people to interact with smart contracts and each other over a network. In order to have up-to-date information about the status of contracts, balances, and new transactions, the protocol requires a connection to nodes on the network. These nodes are constantly sharing new data with each other.

Web3.py is a python library for connecting to these nodes. It does not run its own node internally.

1.3.2 How do I choose which node to use?

Due to the nature of Ethereum, this is largely a question of personal preference, but it has significant ramifications on security and usability. Further, node software is evolving quickly, so please do your own research about the current options. We won't advocate for any particular node, but list some popular options and some basic details on each.

One of the key decisions is whether to use a local node or a hosted node. A quick summary is at *Local vs Hosted Nodes*.

A local node requires less trust than a hosted one. A malicious hosted node can give you incorrect information, log your sent transactions with your IP address, or simply go offline. Incorrect information can cause all kinds of problems, including loss of assets.

On the other hand, with a local node your machine is individually verifying all the transactions on the network, and providing you with the latest state. Unfortunately, this means using up a significant amount of disk space, and sometimes notable bandwidth and computation. Additionally, there is a big up-front time cost for downloading the full blockchain history.

If you want to have your node manage keys for you (a popular option), you must use a local node. Note that even if you run a node on your own machine, you are still trusting the node software with any accounts you create on the node.

The most popular self-run node options are:

- [geth \(go-ethereum\)](#)
- [parity](#)

You can find a fuller list of node software at [ethdocs.org](#).

Some people decide that the time it takes to sync a local node from scratch is too high, especially if they are just exploring Ethereum for the first time. One way to work around this issue is to use a hosted node.

The most popular hosted node option is [Infura](#). You can connect to it as if it were a local node, with a few caveats. It cannot (and *should not*) host private keys for you, meaning that some common methods like `w3.eth.sendTransaction()` are not directly available. To send transactions to a hosted node, read about *Working with Local Private Keys*.

Once you decide what node option you want, you need to choose which network to connect to. Typically, you are choosing between the main network and one of the available test networks. See *Which network should I connect to?*

Can I use MetaMask as a node?

MetaMask is not a node. It is an interface for interacting with a node. Roughly, it's what you get if you turn Web3.py into a browser extension.

By default, MetaMask connects to an Infura node. You can also set up MetaMask to use a node that you run locally.

If you are trying to use accounts that were already created in MetaMask, see *How do I use my MetaMask accounts from Web3.py?*

1.3.3 Which network should I connect to?

Once you have answered *How do I choose which node to use?* you have to pick which network to connect to. This is easy for some scenarios: if you have ether and you want to spend it, or you want to interact with any production smart contracts, then you connect to the main Ethereum network.

If you want to test these things without using real ether, though, then you need to connect to a test network. There are several test networks to choose from. One test network, Ropsten, is the most similar to the production network. However, spam and mining attacks have happened, which is disruptive when you want to test out a contract.

There are some alternative networks that limit the damage of spam attacks, but they are not standardized across node software. Geth runs their own (Rinkeby), and Parity runs their own (Kovan). See a full comparison in this [Stackexchange Q&A](#).

So roughly, choose this way:

- If using Parity, connect to Kovan
- If using Geth, connect to Rinkeby
- If using a different node, or testing mining, connect to Ropsten

Each of their networks has their own version of Ether. Main network ether must be purchased, naturally, but test network ether is usually available for free. See [How do I get ether for my test network?](#)

Once you have decided which network to connect to, and set up your node for that network, you need to decide how to connect to it. There are a handful of options in most nodes. See [Choosing How to Connect to Your Node](#).

1.4 Migrating your code from v4 to v5

Web3.py follows [Semantic Versioning](#), which means that version 5 introduced backwards-incompatible changes. If your project depends on Web3.py v4, then you'll probably need to make some changes.

Here are the most common required updates:

1.4.1 Python 3.5 no longer supported

You will need to upgrade to either Python 3.6 or 3.7

1.4.2 eth-abi v1 no longer supported

You will need to upgrade the `eth-abi` dependency to v2

1.4.3 Changes to base API

JSON-RPC Updates

In v4, JSON-RPC calls that looked up transactions or blocks and didn't find them, returned `None`. Now if a transaction or block is not found, a `BlockNotFound` or a `TransactionNotFound` error will be thrown as appropriate. This applies to the following web3 methods:

- `getTransaction()` will throw a `TransactionNotFound` error
- `getTransactionReceipt()` will throw a `TransactionNotFound` error
- `getTransactionByBlock()` will throw a `TransactionNotFound` error
- `getTransactionCount()` will throw a `BlockNotFound` error
- `getBlock()` will throw a `BlockNotFound` error
- `getUncleCount()` will throw a `BlockNotFound` error

- `getUncleByBlock()` will throw a `BlockNotFound` error

Removed Methods

- `contract.buildTransaction` was removed for `contract.functions.buildTransaction.<method name>`
- `contract.deploy` was removed for `contract.constructor.transact`
- `contract.estimateGas` was removed for `contract.functions.<method name>.estimateGas`
- `contract.call` was removed for `contract.<functions/events>.<method name>.call`
- `contract.transact` was removed for `contract.<functions/events>.<method name>.transact`
- `contract.eventFilter` was removed for `contract.events.<event name>.createFilter`
- `middleware_stack` was renamed to `middleware_onion()`
- `web3.miner.hashrate` was a duplicate of `hashrate()` and was removed.
- `web3.version.network` was a duplicate of `version()` and was removed.
- `web3.providers.testler.EthereumTesterProvider` and `web3.providers.testler.TestRPCProvider` have been removed for `EthereumTesterProvider()`
- `web3.eth.enableUnauditedFeatures` was removed
- `web3.txpool` was moved to `txpool()`
- `web3.version.node` was removed for `web3.clientVersion`
- `web3.version.ethereum` was removed for `protocolVersion()`
- Relocated personal RPC endpoints to reflect Parity and Geth implementations:
 - `web3.personal.listAccounts` was removed for `listAccounts()` or `listAccounts()`
 - `web3.personal.importRawKey` was removed for `importRawKey()` or `importRawKey()`
 - `web3.personal.newAccount` was removed for `newAccount()` or `newAccount()`
 - `web3.personal.lockAccount` was removed for `lockAccount()`
 - `web3.personal.unlockAccount` was removed for `unlockAccount()` or `unlockAccount()`
 - `web3.personal.sendTransaction` was removed for `sendTransaction()` or `sendTransaction()`
- Relocated `web3.admin` module to `web3.geth` namespace
- Relocated `web3.miner` module to `web3.geth` namespace

Deprecated Methods

Expect the following methods to be removed in v6:

- `web3.sha3` was deprecated for `keccak()`
- `web3.soliditySha3` was deprecated for `solidityKeccak()`
- `chainId()` was deprecated for `chainId()`. Follow issue #1293 for details

- `web3.eth.getCompilers()` was deprecated and will not be replaced
- `getTransactionFromBlock()` was deprecated for `getTransactionByBlock()`

Deprecated ConciseContract and ImplicitContract

The `ConciseContract` and `ImplicitContract` have been deprecated and will be removed in v6.

`ImplicitContract` instances will need to use the verbose syntax. For example:

```
contract.functions.<function name>.transact({})
```

`ConciseContract` has been replaced with the `ContractCaller` API. Instead of using the `ConciseContract` factory, you can now use:

```
contract.caller.<function_name>
```

or the classic contract syntax:

```
contract.functions.<function name>.call().
```

Some more concrete examples can be found in the [ContractCaller docs](#)

Manager Provider

In v5, only a single provider will be allowed. While allowing multiple providers is a feature we'd like to support in the future, the way that multiple providers was handled in v4 wasn't ideal. The only thing they could do was fall back. There was no mechanism for any round robin, nor was there any control around which provider was chosen. Eventually, the idea is to expand the Manager API to support injecting custom logic into the provider selection process.

For now, `manager.providers` has changed to `manager.provider`. Similarly, instances of `web3.providers` have been changed to `web3.provider`.

Testnet Changes

Web3.py will no longer automatically look up a testnet connection in `IPCProvider`. Something like `from web3.auto.infura.ropsten import w3` should be used instead.

1.4.4 ENS

Web3.py has stopped inferring the `.eth` TLD on domain names. If a domain name is used instead of an address, you'll need to specify the TLD. An `InvalidTLD` error will be thrown if the TLD is missing.

1.4.5 Required Infura API Key

In order to interact with Infura after March 27, 2019, you'll need to set an environment variable called `WEB3_INFURA_PROJECT_ID`. You can get a project id by visiting <https://infura.io/register>.

1.5 Migrating your code from v3 to v4

Web3.py follows [Semantic Versioning](#), which means that version 4 introduced backwards-incompatible changes. If your project depends on Web3.py v3, then you'll probably need to make some changes.

Here are the most common required updates:

1.5.1 Python 2 to Python 3

Only Python 3 is supported in v4. If you are running in Python 2, it's time to upgrade. We recommend using *2to3* which can make most of your code compatible with Python 3, automatically.

The most important update, relevant to `Web3.py`, is the new `bytes` type. It is used regularly, throughout the library, whenever dealing with data that is not guaranteed to be text.

Many different methods in `Web3.py` accept text or binary data, like contract methods, transaction details, and cryptographic functions. The following example uses `sha3()`, but the same pattern applies elsewhere.

In v3 & Python 2, you might have calculated the hash of binary data this way:

```
>>> Web3.sha3('I\xe2\x99\xa5SF')
'0x50a826df121f4d076a3686d74558f40082a8e70b3469d8e9a16ceb2a79102e5e'
```

Or, you might have calculated the hash of text data this way:

```
>>> Web3.sha3(text=u'ISF')
'0x50a826df121f4d076a3686d74558f40082a8e70b3469d8e9a16ceb2a79102e5e'
```

After switching to Python 3, these would instead be executed as:

```
>>> Web3.sha3(b'I\xe2\x99\xa5SF')
HexBytes('0x50a826df121f4d076a3686d74558f40082a8e70b3469d8e9a16ceb2a79102e5e')

>>> Web3.sha3(text='ISF')
HexBytes('0x50a826df121f4d076a3686d74558f40082a8e70b3469d8e9a16ceb2a79102e5e')
```

Note that the return value is different too: you can treat `hexbytes.main.HexBytes` like any other bytes value, but the representation on the console shows you the hex encoding of those bytes, for easier visual comparison.

It takes a little getting used to, but the new py3 types are much better. We promise.

1.5.2 Filters

Filters usually don't work quite the way that people want them to.

The first step toward fixing them was to simplify them by removing the polling logic. Now, you must request an update on your filters explicitly. That means that any exceptions during the request will bubble up into your code.

In v3, those exceptions (like "filter is not found") were swallowed silently in the automated polling logic. Here was the invocation for printing out new block hashes as they appear:

```
>>> def new_block_callback(block_hash):
...     print "New Block: {}".format(block_hash)
...
>>> new_block_filter = web3.eth.filter('latest')
>>> new_block_filter.watch(new_block_callback)
```

In v4, that same logic:

```
>>> new_block_filter = web3.eth.filter('latest')
>>> for block_hash in new_block_filter.get_new_entries():
...     print("New Block: {}".format(block_hash))
```

The caller is responsible for polling the results from `get_new_entries()`. See [Asynchronous Filter Polling](#) for examples of filter-event handling with web3 v4.

1.5.3 TestRPCProvider and EthereumTesterProvider

These providers are fairly uncommon. If you don't recognize the names, you can probably skip the section.

However, if you were using `web3.py` for testing contracts, you might have been using `TestRPCProvider` or `EthereumTesterProvider`.

In v4 there is a new `EthereumTesterProvider`, and the old v3 implementation has been removed. `Web3.py` v4 uses `eth_tester.main.EthereumTester` under the hood, instead of `eth-testrpc`. While `eth-tester` is still in beta, many parts are already in better shape than `testrpc`, so we decided to replace it in v4.

If you were using `TestRPC`, or were explicitly importing `EthereumTesterProvider`, like: `from web3.providers.tester import EthereumTesterProvider`, then you will need to update.

With v4 you should import with `from web3 import EthereumTesterProvider`. As before, you'll need to install `Web3.py` with the `tester` extra to get these features, like:

```
$ pip install web3[tester]
```

1.5.4 Changes to base API convenience methods

Web3.toDecimal()

In v4 `Web3.toDecimal()` is renamed: `toInt()` for improved clarity. It does not return a `decimal.Decimal`, it returns an `int`.

Removed Methods

- `Web3.toUtf8` was removed for `toText()`.
- `Web3.fromUtf8` was removed for `toHex()`.
- `Web3.toAscii` was removed for `toBytes()`.
- `Web3.fromAscii` was removed for `toHex()`.
- `Web3.fromDecimal` was removed for `toHex()`.

Provider Access

In v4, `w3.currentProvider` was removed, in favor of `w3.providers`.

Disambiguating String Inputs

There are a number of places where an arbitrary string input might be either a byte-string that has been hex-encoded, or unicode characters in text. These are named `hexstr` and `text` in `Web3.py`. You specify which kind of `str` you have by using the appropriate keyword argument. See examples in *Type Conversions*.

In v3, some methods accepted a `str` as the first positional argument. In v4, you must pass strings as one of `hexstr` or `text` keyword arguments.

Notable methods that no longer accept ambiguous strings:

- `sha3()`
- `toBytes()`

1.5.5 Contracts

- When a contract returns the ABI type `string`, Web3.py v4 now returns a `str` value by decoding the underlying bytes using UTF-8.
- When a contract returns the ABI type `bytes` (of any length), Web3.py v4 now returns a `bytes` value

1.5.6 Personal API

`w3.personal.signAndSendTransaction` is no longer available. Use `w3.personal.sendTransaction()` instead.

1.6 Filtering

Note: Most one-liners below assume `w3` to be a `web3.Web3` instance; obtainable, for example, with:

```
from web3.auto import w3
```

The `web3.eth.Eth.filter()` method can be used to setup filters for:

- Pending Transactions: `web3.eth.filter('pending')`
- New Blocks `web3.eth.filter('latest')`
- Event Logs

Through the contract instance api:

```
event_filter = mycontract.events.myEvent.createFilter(fromBlock='latest',
↳argument_filters={'arg1':10})
```

Or built manually by supplying valid filter params:

```
event_filter = w3.eth.filter({"address": contract_address})
```

- Attaching to an existing filter

```
existing_filter = w3.eth.filter(filter_id="0x0")
```

Note: Creating event filters requires that your Ethereum node has an API support enabled for filters. It does not work with Infura nodes. To get event logs on Infura or other stateless nodes please see `web3.contract.ContractEvents`.

1.6.1 Filter Class

```
class web3.utils.filters.Filter(web3, filter_id)
```

`Filter.filter_id`

The `filter_id` for this filter as returned by the `eth_newFilter` RPC method when this filter was created.

`Filter.get_new_entries()`

Retrieve new entries for this filter.

Logs will be retrieved using the `web3.eth.Eth.getFilterChanges()` which returns only new entries since the last poll.

`Filter.get_all_entries()`

Retrieve all entries for this filter.

Logs will be retrieved using the `web3.eth.Eth.getFilterLogs()` which returns all entries that match the given filter.

`Filter.format_entry(entry)`

Hook for subclasses to modify the format of the log entries this filter returns, or passes to it's callback functions.

By default this returns the `entry` parameter unmodified.

`Filter.is_valid_entry(entry)`

Hook for subclasses to add additional programatic filtering. The default implementation always returns `True`.

1.6.2 Block and Transaction Filter Classes

class `web3.utils.filters.BlockFilter(...)`

`BlockFilter` is a subclass of `Filter`.

You can setup a filter for new blocks using `web3.eth.filter('latest')` which will return a new `BlockFilter` object.

```
new_block_filter = w3.eth.filter('latest')
new_block_filter.get_new_entries()
```

class `web3.utils.filters.TransactionFilter(...)`

`TransactionFilter` is a subclass of `Filter`.

You can setup a filter for new blocks using `web3.eth.filter('pending')` which will return a new `BlockFilter` object.

```
new_transaction_filter = w3.eth.filter('pending')
new_transaction_filter.get_new_entries()
```

1.6.3 Event Log Filters

You can set up a filter for event logs using the `web3.py` contract api: `web3.contract.Contract.events.your_event_name.createFilter()`, which provides some conveniences for creating event log filters. Refer to the following example:

```
event_filter = myContract.events.<event_name>.createFilter(fromBlock="latest
↳", argument_filters={'arg1':10})
event_filter.get_new_entries()
```

See `web3.contract.Contract.events.your_event_name.createFilter()` documentation for more information.

You can set up an event log filter like the one above with `web3.eth.filter` by supplying a dictionary containing the standard filter parameters. Assuming that `arg1` is indexed, the equivalent filter creation would look like:

```

event_signature_hash = web3.keccak(text="eventName(uint32)").hex()
event_filter = web3.eth.filter({
    "address": myContract_address,
    "topics": [event_signature_hash,
↳ "0x0000000000000000000000000000000000000000000000000000000000000000a"],
    })

```

The `topics` argument is order-dependent. For non-anonymous events, the first item in the topic list is always the keccak hash of the event signature. Subsequent topic items are the hex encoded values for indexed event arguments. In the above example, the second item is the `arg1` value `10` encoded to its hex string representation.

In addition to being order-dependent, there are a few more points to recognize when specifying topic filters:

Given a transaction log with topics [A, B], the following topic filters will yield a match:

- [] “anything”
- [A] “A in first position (and anything after)”
- [None, B] “anything in first position AND B in second position (and anything after)”
- [A, B] “A in first position AND B in second position (and anything after)”
- [[A, B], [A, B]] “(A OR B) in first position AND (A OR B) in second position (and anything after)”

See the JSON-RPC documentation for `eth_newFilter` more information on the standard filter parameters.

Creating a log filter by either of the above methods will return a `LogFilter` instance.

```

class web3.utils.filters.LogFilter(web3, filter_id, log_entry_formatter=None,
                                   data_filter_set=None)

```

The `LogFilter` class is a subclass of `Filter`. See the `Filter` documentation for inherited methods.

`LogFilter` provides the following additional methods:

```

LogFilter.set_data_filters(data_filter_set)

```

Provides a means to filter on the log data, in other words the ability to filter on values from un-indexed event arguments. The parameter `data_filter_set` should be a list or set of 32-byte hex encoded values.

1.6.4 Getting events without setting up a filter

You can query an Ethereum node for direct fetch of events, without creating a filter first. This works on all node types, including Infura.

For examples see `web3.contract.ContractEvents.getLogs()`.

1.6.5 Examples: Listening For Events

Synchronous

```

from web3.auto import w3
import time

def handle_event(event):
    print(event)

```

(continues on next page)

(continued from previous page)

```
def log_loop(event_filter, poll_interval):
    while True:
        for event in event_filter.get_new_entries():
            handle_event(event)
            time.sleep(poll_interval)

def main():
    block_filter = w3.eth.filter('latest')
    log_loop(block_filter, 2)

if __name__ == '__main__':
    main()
```

Asynchronous Filter Polling

Starting with web3 version 4, the `watch` method was taken out of the web3 filter objects. There are many decisions to be made when designing a system regarding threading and concurrency. Rather than force a decision, web3 leaves these choices up to the user. Below are some example implementations of asynchronous filter-event handling that can serve as starting points.

Single threaded concurrency with `async` and `await`

Beginning in python 3.5, the `async` and `await` built-in keywords were added. These provide a shared api for coroutines that can be utilized by modules such as the built-in `asyncio`. Below is an example event loop using `asyncio`, that polls multiple web3 filter object, and passes new entries to a handler.

```
from web3.auto import w3
import asyncio

def handle_event(event):
    print(event)
    # and whatever

async def log_loop(event_filter, poll_interval):
    while True:
        for event in event_filter.get_new_entries():
            handle_event(event)
            await asyncio.sleep(poll_interval)

def main():
    block_filter = w3.eth.filter('latest')
    tx_filter = w3.eth.filter('pending')
    loop = asyncio.get_event_loop()
    try:
        loop.run_until_complete(
            asyncio.gather(
                log_loop(block_filter, 2),
                log_loop(tx_filter, 2)))
    finally:
        loop.close()

if __name__ == '__main__':
    main()
```


Read the `asyncio` documentation for more information.

Running the event loop in a separate thread

Here is an extended version of above example, where the event loop is run in a separate thread, releasing the main function for other tasks.

```
from web3.auto import w3
from threading import Thread
import time

def handle_event(event):
    print(event)
    # and whatever

def log_loop(event_filter, poll_interval):
    while True:
        for event in event_filter.get_new_entries():
            handle_event(event)
            time.sleep(poll_interval)

def main():
    block_filter = w3.eth.filter('latest')
    worker = Thread(target=log_loop, args=(block_filter, 5), daemon=True)
    worker.start()
    # .. do some other stuff

if __name__ == '__main__':
    main()
```

Here are some other libraries that provide frameworks for writing asynchronous python:

- `gevent`
- `twisted`
- `celery`

1.7 Contracts

It is worth taking your time to understand all about contracts. To get started, check out this example:

1.7.1 Contract Deployment Example

To run this example, you will need to install a few extra features:

- The sandbox node provided by `eth-tester`. You can install it with `pip install -U web3[tester]`.
- The `solc` solidity compiler. See [Installing the Solidity Compiler](#)

```
>>> import json

>>> from web3 import Web3
>>> from solc import compile_standard

# Solidity source code
>>> compiled_sol = compile_standard({
...     "language": "Solidity",
...     "sources": {
...         "Greeter.sol": {
...             "content": '''
...                 pragma solidity ^0.5.0;
...
...                 contract Greeter {
...                     string public greeting;
...
...                     constructor() public {
...                         greeting = 'Hello';
...                     }
...
...                     function setGreeting(string memory _greeting) public {
...                         greeting = _greeting;
...                     }
...
...                     function greet() view public returns (string memory) {
...                         return greeting;
...                     }
...                 }
...             '''
...         },
...     },
...     "settings": {
...         "outputSelection": {
...             "*": {
...                 "*": [
...                     "metadata", "evm.bytecode"
...                     , "evm.bytecode.sourceMap"
...                 ]
...             }
...         }
...     }
... })

# web3.py instance
>>> w3 = Web3(Web3.EthereumTesterProvider())

# set pre-funded account as sender
>>> w3.eth.defaultAccount = w3.eth.accounts[0]

# get bytecode
>>> bytecode = compiled_sol['contracts']['Greeter.sol']['Greeter']['evm']['bytecode'] [
↳ 'object']

# get abi
>>> abi = json.loads(compiled_sol['contracts']['Greeter.sol']['Greeter']['metadata']) [
↳ 'output']['abi']
```

(continues on next page)

(continued from previous page)

```

>>> Greeter = w3.eth.contract(abi=abi, bytecode=bytecode)

# Submit the transaction that deploys the contract
>>> tx_hash = Greeter.constructor().transact()

# Wait for the transaction to be mined, and get the transaction receipt
>>> tx_receipt = w3.eth.waitForTransactionReceipt(tx_hash)

>>> greeter = w3.eth.contract(
...     address=tx_receipt.contractAddress,
...     abi=abi
... )

>>> greeter.functions.greet().call()
'Hello'

>>> tx_hash = greeter.functions.setGreeting('Nihao').transact()
>>> tx_receipt = w3.eth.waitForTransactionReceipt(tx_hash)
>>> greeter.functions.greet().call()
'Nihao'

```

1.7.2 Contract Factories

These factories are not intended to be initialized directly. Instead, create contract objects using the `w3.eth.contract()` method. By default, the contract factory is `Contract`. See the example in `ConciseContract` for specifying an alternate factory.

class `web3.contract.Contract` (*address*)

Contract provides a default interface for deploying and interacting with Ethereum smart contracts.

The address parameter can be a hex address or an ENS name, like `mycontract.eth`.

class `web3.contract.ConciseContract` (*Contract()*)

Warning: Deprecated: This method is deprecated in favor of the `ContractCaller` API or the verbose syntax

This variation of `Contract` is designed for more succinct read access, without making write access more wordy. This comes at a cost of losing access to features like `deploy()` and properties like `address`. It is recommended to use the classic `Contract` for those use cases. Just to be clear, `ConciseContract` only exposes contract functions and all other `Contract` class methods and properties are not available with the `ConciseContract` API. This includes but is not limited to `contract.address`, `contract.abi`, and `contract.deploy()`.

Create this type of contract by passing a `Contract` instance to `ConciseContract`:

```
>>> concise = ConciseContract(myContract)
```

This variation invokes all methods as a call, so if the classic contract had a method like `contract.functions.owner().call()`, you could call it with `concise.owner()` instead.

For access to send a transaction or estimate gas, you can add a keyword argument like so:

```
>>> concise.withdraw(amount, transact={'from': eth.accounts[1], 'gas': 100000, ...
↳})

>>> # which is equivalent to this transaction in the classic contract:

>>> contract.functions.withdraw(amount).transact({'from': eth.accounts[1], 'gas': 100000, ...})
```

class web3.contract.**ImplicitContract** (*Contract*())

Warning: Deprecated: This method is deprecated in favor of the verbose syntax

This variation mirrors *ConciseContract*, but it invokes all methods as a transaction rather than a call, so if the classic contract had a method like `contract.functions.owner.transact()`, you could call it with `implicit.owner()` instead.

Create this type of contract by passing a *Contract* instance to *ImplicitContract*:

```
>>> concise = ImplicitContract(myContract)
```

1.7.3 Properties

Each Contract Factory exposes the following properties.

Contract.address

The hexadecimal encoded 20-byte address of the contract, or an ENS name. May be *None* if not provided during factory creation.

Contract.abi

The contract ABI array.

Contract.bytecode

The contract bytecode string. May be *None* if not provided during factory creation.

Contract.bytecode_runtime

The runtime part of the contract bytecode string. May be *None* if not provided during factory creation.

Contract.functions

This provides access to contract functions as attributes. For example: `myContract.functions.MyMethod()`. The exposed contract functions are classes of the type *ContractFunction*.

Contract.events

This provides access to contract events as attributes. For example: `myContract.events.MyEvent()`. The exposed contract events are classes of the type *ContractEvent*.

1.7.4 Methods

Each Contract Factory exposes the following methods.

classmethod **Contract.constructor** (**args, **kwargs*).*transact(transaction=None)*

Construct and deploy a contract by sending a new public transaction.

If provided *transaction* should be a dictionary conforming to the `web3.eth.sendTransaction(transaction)` method. This value may not contain the keys *data* or *to*.

If the contract takes constructor parameters they should be provided as positional arguments or keyword arguments.

If any of the arguments specified in the ABI are an `address` type, they will accept ENS names.

If a gas value is not provided, then the gas value for the deployment transaction will be created using the `web3.eth.estimateGas()` method.

Returns the transaction hash for the deploy transaction.

```
>>> deploy_txn = token_contract.constructor(web3.eth.coinbase, 12345).transact()
>>> txn_receipt = web3.eth.getTransactionReceipt(deploy_txn)
>>> txn_receipt['contractAddress']
'0x4c0883a69102937d6231471b5dbb6204fe5129617082792ae468d01a3f362318'
```

classmethod `Contract.constructor(*args, **kwargs).estimateGas(transaction=None)`

Estimate gas for constructing and deploying the contract.

This method behaves the same as the `Contract.constructor(*args, **kwargs).transact()` method, with transaction details being passed into the end portion of the function call, and function arguments being passed into the first portion.

Returns the amount of gas consumed which can be used as a gas estimate for executing this transaction publicly.

Returns the gas needed to deploy the contract.

```
>>> token_contract.constructor(web3.eth.coinbase, 12345).estimateGas()
12563
```

classmethod `Contract.constructor(*args, **kwargs).buildTransaction(transaction=None)`

Construct the contract deploy transaction bytecode data.

If the contract takes constructor parameters they should be provided as positional arguments or keyword arguments.

If any of the `args` specified in the ABI are an `address` type, they will accept ENS names.

Returns the transaction dictionary that you can pass to `sendTransaction` method.

```
>>> transaction = {
'gasPrice': w3.eth.gasPrice,
'chainId': None
}
>>> contract_data = token_contract.constructor(web3.eth.coinbase, 12345).
->buildTransaction(transaction)
>>> web3.eth.sendTransaction(contract_data)
```

classmethod `Contract.events.your_event_name.createFilter(fromBlock=block, toBlock=block, argument_filters={"arg1": "value"}, topics=[])`

Creates a new event filter, an instance of `web3.utils.filters.LogFilter`.

- `fromBlock` is a mandatory field. Defines the starting block (exclusive) filter block range. It can be either the starting block number, or 'latest' for the last mined block, or 'pending' for unmined transactions. In the case of `fromBlock`, 'latest' and 'pending' set the 'latest' or 'pending' block as a static value for the starting filter block.
- `toBlock` optional. Defaults to 'latest'. Defines the ending block (inclusive) in the filter block range. Special values 'latest' and 'pending' set a dynamic range that always includes the 'latest' or 'pending' blocks for the filter's upper block range.

- `address` optional. Defaults to the contract address. The filter matches the event logs emanating from `address`.
- `argument_filters`, optional. Expects a dictionary of argument names and values. When provided event logs are filtered for the event argument values. Event arguments can be both indexed or unindexed. Indexed values will be translated to their corresponding topic arguments. Unindexed arguments will be filtered using a regular expression.
- `topics` optional, accepts the standard JSON-RPC topics argument. See the JSON-RPC documentation for `eth_newFilter` more information on the `topics` parameters.

classmethod `Contract.events.your_event_name.build_filter()`

Creates a `EventFilterBuilder` instance with the event abi, and the contract address if called from a deployed contract instance. The `EventFilterBuilder` provides a convenient way to construct the filter parameters with value checking against the event abi. It allows for defining multiple match values or of single values through the `match_any` and `match_single` methods.

```
filter_builder = myContract.events.myEvent.build_filter()
filter_builder.fromBlock = "latest"
filter_builder.args.clientID.match_any(1, 2, 3, 4)
filter_builder.args.region.match_single("UK")
filter_instance = filter_builder.deploy()
```

The `deploy` method returns a `web3.utils.filters.LogFilter` instance from the filter parameters generated by the filter builder. Defining multiple match values for array arguments can be accomplished easily with the filter builder:

```
filter_builder = myContract.events.myEvent.build_filter()
filter_builder.args.clientGroups.match_any((1, 3, 5), (2, 3, 5), (1, 2, 3))
```

The filter builder blocks already defined filter parameters from being changed.

```
filter_builder = myContract.events.myEvent.build_filter()
filter_builder.fromBlock = "latest"
filter_builder.fromBlock = 0 # raises a ValueError
```

classmethod `Contract.deploy(transaction=None, args=None)`

Warning: Deprecated: this method is deprecated in favor of `constructor()`, which provides more flexibility.

Construct and send a transaction to deploy the contract.

If provided `transaction` should be a dictionary conforming to the `web3.eth.sendTransaction(transaction)` method. This value may not contain the keys `data` or `to`.

If the contract takes constructor arguments they should be provided as a list via the `args` parameter.

If any of the `args` specified in the ABI are an `address` type, they will accept ENS names.

If a gas value is not provided, then the `gas` value for the deployment transaction will be created using the `web3.eth.estimateGas()` method.

Returns the transaction hash for the deploy transaction.

classmethod `Contract.encodeABI(fn_name, args=None, kwargs=None, data=None)`

Encodes the arguments using the Ethereum ABI for the contract function that matches the given `fn_name` and arguments `args`. The `data` parameter defaults to the function selector.


```
>>> contract.get_function_by_args(1)
<Function unique_func_with_args(uint256)>
```

Note: Contract methods `all_functions`, `get_function_by_signature`, `find_functions_by_name`, `get_function_by_name`, `get_function_by_selector`, `find_functions_by_args` and `get_function_by_args` can only be used when abi is provided to the contract.

Note: `Web3.py` rejects the initialization of contracts that have more than one function with the same selector or signature. eg. `blockHashAddendsInexpansible(uint256)` and `blockHashAskewLimitary(uint256)` have the same selector value equal to `0x00000000`. A contract containing both of these functions will be rejected.

1.7.5 Invoke Ambiguous Contract Functions Example

Below is an example of a contract that has multiple functions of the same name, and the arguments are ambiguous.

```
>>> contract_source_code = """
pragma solidity ^0.4.21;
contract AmbiguousDuo {
    function identity(uint256 input, bool uselessFlag) returns (uint256) {
        return input;
    }
    function identity(int256 input, bool uselessFlag) returns (int256) {
        return input;
    }
}
"""
# fast forward all the steps of compiling and deploying the contract.
>>> ambiguous_contract.functions.identity(1, True) # raises ValidationError

>>> identity_func = ambiguous_contract.get_function_by_signature('identity(uint256,
↳bool)')
>>> identity_func(1, True)
<Function identity(uint256,bool) bound to (1, True)>
>>> identity_func(1, True).call()
1
```

1.7.6 Enabling Strict Checks for Bytes Types

By default, `web3` is not very strict when it comes to hex and bytes values. A bytes type will take a hex string, a bytestring, or a regular python string that can be decoded as a hex. Additionally, if an abi specifies a byte size, but the value that gets passed in is less than the specified size, `web3` will automatically pad the value. For example, if an abi specifies a type of `bytes4`, `web3` will handle all of the following values:

Table 1: Valid byte and hex strings for a bytes4 type

Input	Normalizes to
' '	b'\x00\x00\x00\x00'
'0x'	b'\x00\x00\x00\x00'
b''	b'\x00\x00\x00\x00'
b'ab'	b'ab\x00\x00'
'0xab'	b'\xab\x00\x00\x00'
'1234'	b'\x124\x00\x00'
'0x61626364'	b'abcd'
'1234'	b'1234'

The following values will raise an error by default:

Table 2: Invalid byte and hex strings for a bytes4 type

Input	Reason
b'abcde'	Bytestring with more than 4 bytes
'0x6162636423'	Hex string with more than 4 bytes
2	Wrong type
'ah'	String is not valid hex

However, you may want to be stricter with acceptable values for bytes types. For this you can use the `w3.enable_strict_bytes_type_checking()` method, which is available on the web3 instance. A web3 instance which has had this method invoked will enforce a stricter set of rules on which values are accepted.

- A Python string that is not prefixed with `0x` will throw an error.
- A bytestring whose length not exactly the specified byte size will raise an error.

Table 3: Valid byte and hex strings for a strict bytes4 type

Input	Normalizes to
'0x'	b'\x00\x00\x00\x00'
'0x61626364'	b'abcd'
'1234'	b'1234'

Table 4: Invalid byte and hex strings with strict bytes4 type checking

Input	Reason
' '	Needs to be prefixed with a “0x” to be interpreted as an empty hex string
'1234'	Needs to either be a bytestring (b'1234') or be a hex value of the right size, prefixed with 0x (in this case: '0x31323334')
b''	Needs to have exactly 4 bytes
b'ab'	Needs to have exactly 4 bytes
'0xab'	Needs to have exactly 4 bytes
'0x6162636464'	Needs to have exactly 4 bytes

Taking the following contract code as an example:

```
>>> # pragma solidity >=0.4.22 <0.6.0;
...
... # contract ArraysContract {
... #     bytes2[] public bytes2Value;
```

(continues on next page)

(continued from previous page)

```

... #     constructor(bytes2[] memory _bytes2Value) public {
... #         bytes2Value = _bytes2Value;
... #     }

... #     function setBytes2Value(bytes2[] memory _bytes2Value) public {
... #         bytes2Value = _bytes2Value;
... #     }

... #     function getBytes2Value() public view returns (bytes2[] memory) {
... #         return bytes2Value;
... #     }
... # }

>>> # abi = "...
>>> # bytecode = "6080..."

```

```

>>> ArraysContract = w3.eth.contract (abi=abi, bytecode=bytecode)

>>> tx_hash = ArraysContract.constructor ([b'b']).transact ()
>>> tx_receipt = w3.eth.waitForTransactionReceipt (tx_hash)

>>> array_contract = w3.eth.contract (
...     address=tx_receipt.contractAddress,
...     abi=abi
... )

>>> array_contract.functions.getBytes2Value ().call ()
[b'b\x00']
>>> array_contract.functions.setBytes2Value ([b'a']).transact ()
HexBytes ('0x39bc9a0bf5b8ec8e8115ccb20bf02f5570351a20a8fd774da91353f38535bec1')
>>> array_contract.functions.getBytes2Value ().call ()
[b'a\x00']
>>> w3.enable_strict_bytes_type_checking ()
>>> array_contract.functions.setBytes2Value ([b'a']).transact ()
Traceback (most recent call last):
...
ValidationError:
Could not identify the intended function with name `setBytes2Value`

```

1.7.7 Contract Functions

class web3.contract.ContractFunction

The named functions exposed through the `Contract.functions` property are of the `ContractFunction` type. This class is not to be used directly, but instead through `Contract.functions`.

For example:

```

myContract = web3.eth.contract (address=contract_address, abi=contract_abi)
twentyone = myContract.functions.multiply7 (3).call ()

```

If you have the function name in a variable, you might prefer this alternative:

```
func_to_call = 'multiply7'
contract_func = myContract.functions[func_to_call]
twentyone = contract_func(3).call()
```

ContractFunction provides methods to interact with contract functions. Positional and keyword arguments supplied to the contract function subclass will be used to find the contract function by signature, and forwarded to the contract function when applicable.

Methods

ContractFunction.**transact** (*transaction*)

Execute the specified function by sending a new public transaction.

Refer to the following invocation:

```
myContract.functions.myMethod(*args, **kwargs).transact(transaction)
```

The first portion of the function call `myMethod(*args, **kwargs)` selects the appropriate contract function based on the name and provided argument. Arguments can be provided as positional arguments, keyword arguments, or a mix of the two.

The end portion of this function call `transact(transaction)` takes a single parameter which should be a python dictionary conforming to the same format as the `web3.eth.sendTransaction(transaction)` method. This dictionary may not contain the keys data.

If any of the `args` or `kwargs` specified in the ABI are an address type, they will accept ENS names.

If a gas value is not provided, then the gas value for the method transaction will be created using the `web3.eth.estimateGas()` method.

Returns the transaction hash.

```
>>> token_contract.functions.transfer(web3.eth.accounts[1], 12345).transact()
"0x4e3a3754410177e6937ef1f84bba68ea139e8d1a2258c5f85db9f1cd715a1bdd"
```

ContractFunction.**call** (*transaction*, *block_identifier='latest'*)

Call a contract function, executing the transaction locally using the `eth_call` API. This will not create a new public transaction.

Refer to the following invocation:

```
myContract.functions.myMethod(*args, **kwargs).call(transaction)
```

This method behaves the same as the *ContractFunction.transact()* method, with transaction details being passed into the end portion of the function call, and function arguments being passed into the first portion.

Returns the return value of the executed function.

```
>>> my_contract.functions.multiply7(3).call()
21
>>> token_contract.functions.myBalance().call({'from': web3.eth.coinbase})
12345 # the token balance for `web3.eth.coinbase`
>>> token_contract.functions.myBalance().call({'from': web3.eth.accounts[1]})
54321 # the token balance for the account `web3.eth.accounts[1]`
```

You can call the method at a historical block using `block_identifier`. Some examples:

```
# You can call your contract method at a block number:
>>> token_contract.functions.myBalance().call(block_identifier=10)

# or a number of blocks back from pending,
# in this case, the block just before the latest block:
>>> token_contract.functions.myBalance().call(block_identifier=-2)

# or a block hash:
>>> token_contract.functions.myBalance().call(block_identifier=
↳ '0x4ff4a38b278ab49f7739d3a4ed4e12714386a9fdf72192f2e8f7da7822f10b4d')
>>> token_contract.functions.myBalance().call(block_identifier=b'\0\xf4\xa3\x8b\
↳ '\x8a\xb4\x9fw9\xd3\xa4\xedN\x12qC\x86\xa9\xfd\xf7!\x92\xf2\xe8\xf7\xda\x
↳ "\xf1\x0bM')

# Latest is the default, so this is redundant:
>>> token_contract.functions.myBalance().call(block_identifier='latest')

# You can check the state after your pending transactions (if supported by your_
↳ node):
>>> token_contract.functions.myBalance().call(block_identifier='pending')
```

ContractFunction.estimateGas (transaction)

Call a contract function, executing the transaction locally using the `eth_call` API. This will not create a new public transaction.

Refer to the following invocation:

```
myContract.functions.myMethod(*args, **kwargs).estimateGas(transaction)
```

This method behaves the same as the `ContractFunction.transact()` method, with transaction details being passed into the end portion of the function call, and function arguments being passed into the first portion.

Returns the amount of gas consumed which can be used as a gas estimate for executing this transaction publicly.

```
>>> my_contract.functions.multiply7(3).estimateGas()
42650
```

ContractFunction.buildTransaction (transaction)

Builds a transaction dictionary based on the contract function call specified.

Refer to the following invocation:

```
myContract.functions.myMethod(*args, **kwargs).buildTransaction(transaction)
```

This method behaves the same as the `Contract.transact()` method, with transaction details being passed into the end portion of the function call, and function arguments being passed into the first portion.

Note: `nonce` is not returned as part of the transaction dictionary unless it is specified in the first portion of the function call:

```
>>> math_contract.functions.increment(5).buildTransaction({'nonce': 10})
```

You may use `getTransactionCount()` to get the current nonce for an account. Therefore a shortcut for producing a transaction dictionary with nonce included looks like:

```
>>> math_contract.functions.increment(5).buildTransaction({'nonce': web3.eth.
↳ getTransactionCount('0xF5...')})
```



```
>>> tx_hash = contract.functions.myFunction(12345).transact({'to':contract_
↳address})
>>> tx_receipt = w3.eth.getTransactionReceipt(tx_hash)
>>> rich_logs = contract.events.myEvent().processReceipt(tx_receipt)
>>> rich_logs[0]['args']
{'myArg': 12345}
```

If there are errors, the logs will be handled differently depending on the flag that is passed in:

- **WARN (default)** - logs a warning to the console for the log that has an error, and discards the log. Returns any logs that are able to be processed.
- **STRICT** - stops all processing and raises the error encountered.
- **IGNORE** - returns any raw logs that raised an error with an added “errors” field, along with any other logs were able to be processed.
- **DISCARD** - silently discards any logs that have errors, and returns processed logs that don't have errors.

An event log error flag needs to be imported from `web3/logs.py`.

```
>>> tx_hash = contract.functions.myFunction(12345).transact({'to':contract_
↳address})
>>> tx_receipt = w3.eth.getTransactionReceipt(tx_hash)
>>> processed_logs = contract.events.myEvent().processReceipt(tx_receipt)
>>> processed_logs
(
  AttributeDict({
    'args': AttributeDict({}),
    'event': 'myEvent',
    'logIndex': 0,
    'transactionIndex': 0,
    'transactionHash': HexBytes(
↳'0xfb95ccb6ab39e19821fb339dee33e7afe2545527725b61c64490a5613f8d11fa'),
    'address': '0xF2E246BB76DF876Cef8b38ae84130F4F55De395b',
    'blockHash': HexBytes(
↳'0xd74c3e8bdb19337987b987aee0fa48ed43f8f2318edfc84e3a8643e009592a68'),
    'blockNumber': 3
  })
)

# Or, if there were errors encountered during processing:
>>> from web3.logs import STRICT, IGNORE, DISCARD, WARN
>>> processed_logs = contract.events.myEvent().processReceipt(tx_receipt,
↳errors=IGNORE)
>>> processed_logs
(
  AttributeDict({
    'type': 'mined',
    'logIndex': 0,
    'transactionIndex': 0,
    'transactionHash': HexBytes(
↳'0x01682095d5abb0270d11a31139b9a1f410b363c84add467004e728ec831bd529'),
    'blockHash': HexBytes(
↳'0x92abf9325a3959a911a2581e9ea36cba3060d8b293b50e5738ff959feb95258a'),
    'blockNumber': 5,
    'address': '0xF2E246BB76DF876Cef8b38ae84130F4F55De395b',
    'data':
↳'0x00000000000000000000000000000000000000000000000000000000000000003030'
```

(continues on next page)

(continued from previous page)

```

        'topics': [
            HexBytes(
↳ '0xf70fe689e290d8ce2b2a388ac28db36fbb0e16a6d89c6804c461f65a1b40bb15')
        ],
        'errors': LogTopicError('Expected 1 log topics. Got 0'))
    })
)
>>> processed_logs = contract.events.myEvent().processReceipt(tx_receipt,
↳ errors=DISCARD)
>>> assert processed_logs == ()
True

```

ContractEvents.**myEvent** (*args, **kwargs).processLog(log)

Similar to *processReceipt*, but only processes one log at a time, instead of a whole transaction receipt. Will return a single *Event Log Object* if there are no errors encountered during processing. If an error is encountered during processing, it will be raised.

```

>>> tx_hash = contract.functions.myFunction(12345).transact({'to':contract_
↳ address})
>>> tx_receipt = w3.eth.getTransactionReceipt(tx_hash)
>>> log_to_process = tx_receipt['logs'][0]
>>> processed_log = contract.events.myEvent().processLog(log_to_process)
>>> processed_log
AttributeDict({
    'args': AttributeDict({}),
    'event': 'myEvent',
    'logIndex': 0,
    'transactionIndex': 0,
    'transactionHash': HexBytes(
↳ '0xfb95ccb6ab39e19821fb339dee33e7afe2545527725b61c64490a5613f8d11fa'),
    'address': '0xF2E246BB76DF876Cef8b38ae84130F4F55De395b',
    'blockHash': HexBytes(
↳ '0xd74c3e8bdb19337987b987aee0fa48ed43f8f2318edfc84e3a8643e009592a68'),
    'blockNumber': 3
})

```

Event Log Object

The Event Log Object is a python dictionary with the following keys:

- args: Dictionary - The arguments coming from the event.
- event: String - The event name.
- logIndex: Number - integer of the log index position in the block.
- transactionIndex: Number - integer of the transactions index position log was created from.
- transactionHash: String, 32 Bytes - hash of the transactions this log was created from.
- address: String, 32 Bytes - address from which this log originated.
- blockHash: String, 32 Bytes - hash of the block where this log was in. null when it's pending.
- blockNumber: Number - the block number where this log was in. null when it's pending.

```

>>> transfer_filter = my_token_contract.events.Transfer.createFilter(fromBlock="0x0",
↳ argument_filters={'from': '0x7E5F4552091A69125d5DfCb7b8C2659029395Bdf'})
>>> transfer_filter.get_new_entries()
[AttributeDict({'args': AttributeDict({'from':
↳ '0x7E5F4552091A69125d5DfCb7b8C2659029395Bdf',
  'to': '0x7E5F4552091A69125d5DfCb7b8C2659029395Bdf',
  'value': 10}),
  'event': 'Transfer',
  'logIndex': 0,
  'transactionIndex': 0,
  'transactionHash': HexBytes(
↳ '0xc7b96b166506c5a6edf6bccd22195e9f1aac025421b4a3eac159b878eef5e6e7'),
  'address': '0xF2E246BB76DF876Cef8b38ae84130F4F55De395b',
  'blockHash': HexBytes('...'),
  'blockNumber': 2})]
>>> transfer_filter.get_new_entries()
[]
>>> tx_hash = contract.functions.transfer(alice, 10).transact()
>>> tx_receipt = w3.eth.waitForTransactionReceipt(tx_hash)
>>> transfer_filter.get_new_entries()
[AttributeDict({'args': AttributeDict({'from':
↳ '0x7E5F4552091A69125d5DfCb7b8C2659029395Bdf',
  'to': '0x7E5F4552091A69125d5DfCb7b8C2659029395Bdf',
  'value': 10}),
  'event': 'Transfer',
  'logIndex': 0,
  'transactionIndex': 0,
  'transactionHash': HexBytes(
↳ '0xb1cf8541708184daf8c1ea59ce494bbafe0bb45208c09a81bfff184907e88e9b9'),
  'address': '0xF2E246BB76DF876Cef8b38ae84130F4F55De395b',
  'blockHash': HexBytes('...'),
  'blockNumber': 3})]
>>> transfer_filter.get_all_entries()
[AttributeDict({'args': AttributeDict({'from':
↳ '0x7E5F4552091A69125d5DfCb7b8C2659029395Bdf',
  'to': '0x7E5F4552091A69125d5DfCb7b8C2659029395Bdf',
  'value': 10}),
  'event': 'Transfer',
  'logIndex': 0,
  'transactionIndex': 0,
  'transactionHash': HexBytes(
↳ '0xc7b96b166506c5a6edf6bccd22195e9f1aac025421b4a3eac159b878eef5e6e7'),
  'address': '0xF2E246BB76DF876Cef8b38ae84130F4F55De395b',
  'blockHash': HexBytes('...'),
  'blockNumber': 2}),
  AttributeDict({'args': AttributeDict({'from':
↳ '0x7E5F4552091A69125d5DfCb7b8C2659029395Bdf',
  'to': '0x7E5F4552091A69125d5DfCb7b8C2659029395Bdf',
  'value': 10}),
  'event': 'Transfer',
  'logIndex': 0,
  'transactionIndex': 0,
  'transactionHash': HexBytes(
↳ '0xb1cf8541708184daf8c1ea59ce494bbafe0bb45208c09a81bfff184907e88e9b9'),
  'address': '0xF2E246BB76DF876Cef8b38ae84130F4F55De395b',
  'blockHash': HexBytes('...'),
  'blockNumber': 3})]

```


1.7.9 Utils

classmethod `Contract.decode_function_input` (*data*)

Decodes the transaction data used to invoke a smart contract function, and returns `ContractFunction` and decoded parameters as `dict`.

```
>>> transaction = w3.eth.getTransaction(
↳ '0x5798fbc45e3b63832abc4984b0f3574a13545f415dd672cd8540cd71f735db56')
>>> transaction.input

↳ '0x612e45a300000000000000000000000000000000000000000000000000000000
↳ '
>>> contract.decode_function_input(transaction.input)
(<Function newProposal(address,uint256,string,bytes,uint256,bool)>,
 {'_recipient': '0xB656b2a9c3b2416437A811e07466cA712F5a5b5a',
  '_amount': 0,
  '_description': b'lonely, so lonely',
  '_transactionData': b'',
  '_debatingPeriod': 604800,
  '_newCurator': True})
```

1.7.10 ContractCaller

class `web3.contract.ContractCaller`

The `ContractCaller` class provides an API to call functions in a contract. This class is not to be used directly, but instead through `Contract.caller`.

There are a number of different ways to invoke the `ContractCaller`.

For example:

```
>>> myContract = w3.eth.contract(address=address, abi=ABI)
>>> twentyone = myContract.caller.multiply7(3)
>>> twentyone
21
```

It can also be invoked using parentheses:

```
>>> twentyone = myContract.caller().multiply7(3)
>>> twentyone
21
```

And a transaction dictionary, with or without the `transaction` keyword. You can also optionally include a block identifier. For example:

```
>>> from_address = w3.eth.accounts[1]
>>> twentyone = myContract.caller({'from': from_address}).multiply7(3)
>>> twentyone
21
>>> twentyone = myContract.caller(transaction={'from': from_address}).multiply7(3)
>>> twentyone
21
>>> twentyone = myContract.caller(block_identifier='latest').multiply7(3)
>>> twentyone
21
```

Like `ContractFunction`, `ContractCaller` provides methods to interact with contract functions. Positional and keyword arguments supplied to the contract caller subclass will be used to find the contract function by signature, and forwarded to the contract function when applicable.

1.8 Providers

The provider is how web3 talks to the blockchain. Providers take JSON-RPC requests and return the response. This is normally done by submitting the request to an HTTP or IPC socket based server.

If you are already happily connected to your Ethereum node, then you can skip the rest of the Providers section.

1.8.1 Choosing How to Connect to Your Node

Most nodes have a variety of ways to connect to them. If you have not decided what kind of node to use, head on over to *How do I choose which node to use?*

The most common ways to connect to your node are:

1. IPC (uses local filesystem: fastest and most secure)
2. Websockets (works remotely, faster than HTTP)
3. HTTP (more nodes support it)

If you're not sure how to decide, choose this way:

- If you have the option of running Web3.py on the same machine as the node, choose IPC.
- If you must connect to a node on a different computer, use Websockets.
- If your node does not support Websockets, use HTTP.

Most nodes have a way of “turning off” connection options. We recommend turning off all connection options that you are not using. This provides a safer setup: it reduces the number of ways that malicious hackers can try to steal your ether.

Once you have decided how to connect, you specify the details using a Provider. Providers are Web3.py classes that are configured for the kind of connection you want.

See:

- `IPCProvider`
- `WebsocketProvider`
- `HTTPProvider`

Once you have configured your provider, for example:

```
from web3 import Web3
my_provider = Web3.IPCProvider('/my/node/ipc/path')
```

Then you are ready to initialize your Web3 instance, like so:

```
w3 = Web3(my_provider)
```

Finally, you are ready to *get started with Web3.py*.

1.8.2 Automatic vs Manual Providers

The `Web3` object will look for the Ethereum node in a few standard locations if no providers are specified. Auto-detection happens when you initialize like so:

```
from web3.auto import w3

# which is equivalent to:

from web3 import Web3
w3 = Web3()
```

Sometimes, `web3` cannot automatically detect where your node is.

- If you are not sure which kind of connection method to use, see *Choosing How to Connect to Your Node*.
- If you know the connection method, but not the other information needed to connect (like the path to the IPC file), you will need to look up that information in your node's configuration.
- If you're not sure which node you are using, see *How do I choose which node to use?*

For a deeper dive into how automated detection works, see:

How Automated Detection Works

`Web3` attempts to connect to nodes in the following order, using the first successful connection it can make:

1. The connection specified by an environment variable, see *Provider via Environment Variable*
2. *IPCProvider*, which looks for several IPC file locations. *IPCProvider* will not automatically detect a testnet connection, it is suggested that the user instead uses a `w3` instance from `web3.auto.infura` (e.g. `from web3.auto.infura.ropsten import w3`) if they want to auto-detect a testnet.
3. *HTTPProvider*, which attempts to connect to “`http://localhost:8545`”
4. None - if no providers are successful, you can still use `Web3` APIs that do not require a connection, like:
 - *Type Conversions*
 - *Currency Conversions*
 - *Addresses*
 - *Working with Local Private Keys*
 - etc.

Examples Using Automated Detection

Some nodes provide APIs beyond the standards. Sometimes the same information is provided in different ways across nodes. If you want to write code that works across multiple nodes, you may want to look up the node type you are connected to.

For example, the following retrieves the client enode endpoint for both `geth` and `parity`:

```
from web3.auto import w3

connected = w3.isConnected()

if connected and w3.clientVersion.startswith('Parity'):
```

(continues on next page)

(continued from previous page)

```
enode = w3.parity.enode

elif connected and w3.clientVersion.startswith('Geth'):
    enode = w3.geth.admin.nodeInfo['enode']

else:
    enode = None
```

Provider via Environment Variable

Alternatively, you can set the environment variable `WEB3_PROVIDER_URI` before starting your script, and `web3` will look for that provider first.

Valid formats for this environment variable are:

- `file:///path/to/node/rpc-json/file.ipc`
- `http://192.168.1.2:8545`
- `https://node.ontheweb.com`
- `ws://127.0.0.1:8546`

1.8.3 Auto-initialization Provider Shortcuts

There are a couple auto-initialization shortcuts for common providers.

Infura Mainnet

To easily connect to the Infura Mainnet remote node, first register for a free project ID if you don't have one at <https://infura.io/register>.

Then set the environment variable `WEB3_INFURA_PROJECT_ID` with your Project ID:

```
$ export WEB3_INFURA_PROJECT_ID=YourProjectID
```

If you have checked the box in the Infura UI indicating that requests need an optional secret key, set the environment variable `WEB3_INFURA_API_SECRET`:

```
$ export WEB3_INFURA_API_SECRET=YourProjectSecret
```

```
>>> from web3.auto.infura import w3

# confirm that the connection succeeded
>>> w3.isConnected()
True
```

Geth dev Proof of Authority

To connect to a `geth --dev` Proof of Authority instance with defaults:

```
>>> from web3.auto.gethdev import w3

# confirm that the connection succeeded
>>> w3.isConnected()
True
```

1.8.4 Built In Providers

Web3 ships with the following providers which are appropriate for connecting to local and remote JSON-RPC servers.

HTTPProvider

class `web3.providers.rpc.HTTPProvider` (*endpoint_uri* [, *request_kwargs*])

This provider handles interactions with an HTTP or HTTPS based JSON-RPC server.

- `endpoint_uri` should be the full URI to the RPC endpoint such as `'https://localhost:8545'`. For RPC servers behind HTTP connections running on port 80 and HTTPS connections running on port 443 the port can be omitted from the URI.
- `request_kwargs` this should be a dictionary of keyword arguments which will be passed onto the http/https request.

```
>>> from web3 import Web3
>>> w3 = Web3(Web3.HTTPProvider("http://127.0.0.1:8545"))
```

Note that you should create only one HTTPProvider per python process, as the HTTPProvider recycles underlying TCP/IP network connections, for better performance.

Under the hood, the HTTPProvider uses the python requests library for making requests. If you would like to modify how requests are made, you can use the `request_kwargs` to do so. A common use case for this is increasing the timeout for each request.

```
>>> from web3 import Web3
>>> w3 = Web3(Web3.HTTPProvider("http://127.0.0.1:8545", request_kwargs={'timeout
→': 60}))
```

IPCProvider

class `web3.providers.ipc.IPCProvider` (*ipc_path=None*, *testnet=False*, *timeout=10*)

This provider handles interaction with an IPC Socket based JSON-RPC server.

- `ipc_path` is the filesystem path to the IPC socket:

```
>>> from web3 import Web3
>>> w3 = Web3(Web3.IPCProvider("~/Library/Ethereum/geth.ipc"))
```

If no `ipc_path` is specified, it will use the first IPC file it can find from this list:

- On Linux and FreeBSD:
 - `~/ .ethereum/geth.ipc`
 - `~/ .local/share/io.parity.ethereum/jsonrpc.ipc`
 - `~/ .local/share/trinity/mainnet/ipcs-eth1/jsonrpc.ipc`

- On Mac OS:
 - ~/Library/Ethereum/geth.ipc
 - ~/Library/Application Support/io.parity.ethereum/jsonrpc.ipc
 - ~/.local/share/trinity/mainnet/ipcs-eth1/jsonrpc.ipc
- On Windows:
 - \\.\pipe\geth.ipc
 - \\.\pipe\jsonrpc.ipc

WebsocketProvider

class web3.providers.websocket.**WebsocketProvider** (*endpoint_uri*[, *websocket_kwargs*])

This provider handles interactions with an WS or WSS based JSON-RPC server.

- *endpoint_uri* should be the full URI to the RPC endpoint such as 'ws://localhost:8546'.
- *websocket_kwargs* this should be a dictionary of keyword arguments which will be passed onto the ws/wss websocket connection.

```
>>> from web3 import Web3
>>> w3 = Web3(Web3.WebsocketProvider("ws://127.0.0.1:8546"))
```

Under the hood, the `WebsocketProvider` uses the python websockets library for making requests. If you would like to modify how requests are made, you can use the `websocket_kwargs` to do so. A common use case for this is increasing the timeout for each request.

```
>>> from web3 import Web3
>>> w3 = Web3(Web3.WebsocketProvider("http://127.0.0.1:8546", websocket_kwargs={
↳ 'timeout': 60}))
```

EthereumTesterProvider

Warning: Experimental: This provider is experimental. There are still significant gaps in functionality. However it is being actively developed and supported.

class web3.providers.eth_tester.**EthereumTesterProvider** (*eth_tester=None*)

This provider integrates with the `eth-tester` library. The `eth_tester` constructor argument should be an instance of the `EthereumTester` or a subclass of `BaseChainBackend` class provided by the `eth-tester` library. If you would like a custom `eth-tester` instance to test with, see the `eth-tester` library [documentation](#) for details.

```
>>> from web3 import Web3, EthereumTesterProvider
>>> w3 = Web3(EthereumTesterProvider())
```

Note: To install the needed dependencies to use `EthereumTesterProvider`, you can install the pip extras package that has the correct interoperable versions of the `eth-tester` and `py-evm` dependencies needed to do testing: e.g. `pip install web3[tester]`

AutoProvider

`AutoProvider` is the default used when initializing `web3.Web3` without any providers. There's rarely a reason to use it explicitly.

1.9 Ethereum Name Service

The Ethereum Name Service is analogous to the Domain Name Service. It enables users and developers to use human-friendly names in place of error-prone hexadecimal addresses, content hashes, and more.

The `ens` module is included with `web3.py`. It provides an interface to look up an address from a name, set up your own address, and more.

1.9.1 Setup

Create an `ENS` object (named `ns` below) in one of three ways:

1. Automatic detection
2. Specify an instance or list of *Providers*
3. From an existing `web3.Web3` object

```
# automatic detection
from ens.auto import ns

# or, with a provider
from web3 import IPCProvider
from ens import ENS

provider = IPCProvider(...)
ns = ENS(provider)

# or, with a w3 instance
from ens import ENS

w3 = Web3(...)
ns = ENS.fromWeb3(w3)
```

1.9.2 Usage

Name info

Look up the address for an ENS name

```
from ens.auto import ns

# look up the hex representation of the address for a name
```

(continues on next page)

(continued from previous page)

```
eth_address = ns.address('jasoncarver.eth')  
assert eth_address == '0x5B2063246F2191f18F2675ceDB8b28102e957458'
```

The ENS module has no opinion as to which TLD you can use, but will not infer a TLD if it is not provided with the name.

Get name from address

```
domain = ns.name('0x5B2063246F2191f18F2675ceDB8b28102e957458')  
  
# name() also accepts the bytes version of the address  
assert ns.name(b' [ c$o!\x91\xfb\x8f&u\xce\xdb\x8b(\x10.\x95tX') == domain  
  
# confirm that the name resolves back to the address that you looked up:  
assert ns.address(domain) == '0x5B2063246F2191f18F2675ceDB8b28102e957458'
```

Get owner of name

```
eth_address = ns.owner('exchange.eth')
```

Set up your name

Point your name to your address

Do you want to set up your name so that *address()* will show the address it points to?

```
ns.setup_address('jasoncarver.eth', '0x5B2063246F2191f18F2675ceDB8b28102e957458')
```

You must already be the owner of the domain (or its parent).

In the common case where you want to point the name to the owning address, you can skip the address

```
ns.setup_address('jasoncarver.eth')
```

You can claim arbitrarily deep subdomains. *Gas costs scale up with the number of subdomains!*

```
ns.setup_address('supreme.executive.power.derives.from.a.mandate.from.the.masses.  
↳jasoncarver.eth')
```

Wait for the transaction to be mined, then:

```
assert ns.address('supreme.executive.power.derives.from.a.mandate.from.the.masses.  
↳jasoncarver.eth') == \  
    '0x5B2063246F2191f18F2675ceDB8b28102e957458'
```


Allow people to find your name using your address

Do you want to set up your address so that `name()` will show the name that points to it?

This is like Caller ID. It enables you and others to take an account and determine what name points to it. Sometimes this is referred to as “reverse” resolution.

```
ns.setup_name('jasoncarver.eth', '0x5B2063246F2191f18F2675ceDB8b28102e957458')
```

Note: Do not rely on reverse resolution for security.

Anyone can claim any “caller ID”. Only forward resolution implies that the owner of the name gave their stamp of approval.

If you don’t supply the address, `setup_name()` will assume you want the address returned by `address()`.

```
ns.setup_name('jasoncarver.eth')
```

If the name doesn’t already point to an address, `setup_name()` will call `setup_address()` for you.

Wait for the transaction to be mined, then:

```
assert ns.name('0x5B2063246F2191f18F2675ceDB8b28102e957458') == 'jasoncarver.eth'
```

1.10 Middleware

Web3 manages layers of middlewares by default. They sit between the public Web3 methods and the *Providers*, which handle native communication with the Ethereum client. Each layer can modify the request and/or response. Some middlewares are enabled by default, and others are available for optional use.

Each middleware layer gets invoked before the request reaches the provider, and then processes the result after the provider returns, in reverse order. However, it is possible for a middleware to return early from a call without the request ever getting to the provider (or even reaching the middlewares that are in deeper layers).

More information is available in the “Internals: *Middlewares*” section.

1.10.1 Default Middleware

Some middlewares are added by default if you do not supply any. The defaults are likely to change regularly, so this list may not include the latest version’s defaults. You can find the latest defaults in the constructor in `web3/manager.py`

AttributeDict

```
web3.middleware.attrdict_middleware()
```

This middleware converts the output of a function from a dictionary to an `AttributeDict` which enables dot-syntax access, like `eth.getBlock('latest').number` in addition to `eth.getBlock('latest')['number']`.

.eth Name Resolution

`web3.middleware.name_to_address_middleware()`

This middleware converts Ethereum Name Service (ENS) names into the address that the name points to. For example `sendTransaction()` will accept `.eth` names in the 'from' and 'to' fields.

Note: This middleware only converts ENS names if invoked with the mainnet (where the ENS contract is deployed), for all other cases will result in an `InvalidAddress` error

Pythonic

`web3.middleware.pythonic_middleware()`

This converts arguments and returned values to python primitives, where appropriate. For example, it converts the raw hex string returned by the RPC call `eth_blockNumber` into an `int`.

Gas Price Strategy

`web3.middleware.gas_price_strategy_middleware()`

This adds a `gasPrice` to transactions if applicable and when a gas price strategy has been set. See *Gas Price API* for information about how gas price is derived.

HTTPRequestRetry

`web3.middleware.http_retry_request_middleware()`

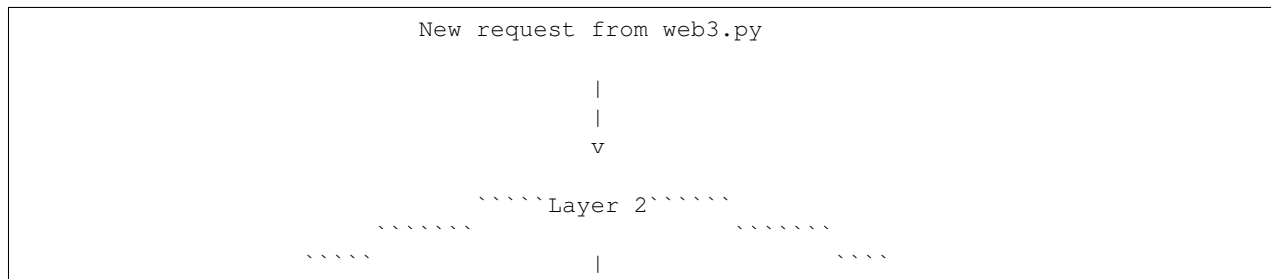
This middleware is a default specifically for `HTTPProvider` that retries failed requests that return the following errors: *ConnectionError*, *HTTPError*, *Timeout*, *TooManyRedirects*. Additionally there is a whitelist that only allows certain methods to be retried in order to not resend transactions, excluded methods are: *eth_sendTransaction*, *personal_signAndSendTransaction*, *personal_sendTransaction*.

1.10.2 Configuring Middleware

Middleware can be added, removed, replaced, and cleared at runtime. To make that easier, you can name the middleware for later reference. Alternatively, you can use a reference to the middleware itself.

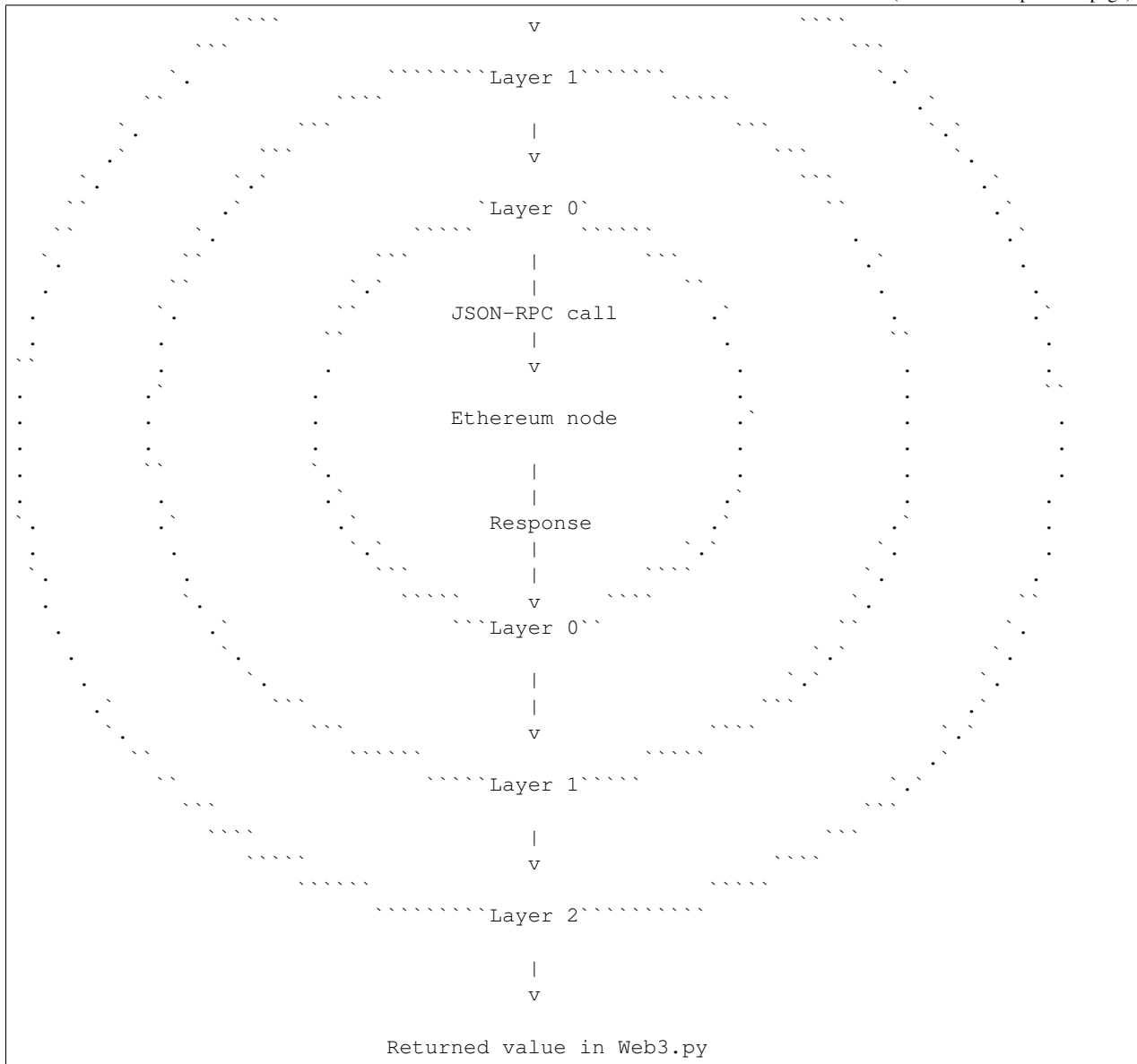
Middleware Order

Think of the middleware as being layered in an onion, where you initiate a `web3.py` request at the outermost layer of the onion, and the Ethereum node (like `geth` or `parity`) receives and responds to the request inside the innermost layer of the onion. Here is a (simplified) diagram:



(continues on next page)

(continued from previous page)



The middlewares are maintained in `Web3.middleware_onion`. See below for the API.

When specifying middlewares in a list, or retrieving the list of middlewares, they will be returned in the order of outermost layer first and innermost layer last. In the above example, that means that `list(w3.middleware_onion)` would return the middlewares in the order of: `[2, 1, 0]`.

See “Internals: *Middleware*” for a deeper dive to how middlewares work.

Middleware Stack API

To add or remove items in different layers, use the following API:

`Web3.middleware_onion.add(middleware, name=None)`

Middleware will be added to the outermost layer. That means the new middleware will modify the request first, and the response last. You can optionally name it with any hashable object, typically a string.

```

>>> w3 = Web3(...)
>>> w3.middleware_onion.add(web3.middleware.pythonic_middleware)
# or
>>> w3.middleware_onion.add(web3.middleware.pythonic_middleware, 'pythonic')

```

`Web3.middleware_onion.inject` (*middleware*, *name=None*, *layer=None*)

Inject a named middleware to an arbitrary layer.

The current implementation only supports injection at the innermost or outermost layers. Note that injecting to the outermost layer is equivalent to calling `Web3.middleware_onion.add()`.

```

# Either of these will put the pythonic middleware at the innermost layer
>>> w3 = Web3(...)
>>> w3.middleware_onion.inject(web3.middleware.pythonic_middleware, layer=0)
# or
>>> w3.middleware_onion.inject(web3.middleware.pythonic_middleware, 'pythonic',
↳ layer=0)

```

`Web3.middleware_onion.remove` (*middleware*)

Middleware will be removed from whatever layer it was in. If you added the middleware with a name, use the name to remove it. If you added the middleware as an object, use the object again later to remove it:

```

>>> w3 = Web3(...)
>>> w3.middleware_onion.remove(web3.middleware.pythonic_middleware)
# or
>>> w3.middleware_onion.remove('pythonic')

```

`Web3.middleware_onion.replace` (*old_middleware*, *new_middleware*)

Middleware will be replaced from whatever layer it was in. If the middleware was named, it will continue to have the same name. If it was un-named, then you will now reference it with the new middleware object.

```

>>> from web3.middleware import pythonic_middleware, attrdict_middleware
>>> w3 = Web3(...)

>>> w3.middleware_onion.replace(pythonic_middleware, attrdict_middleware)
# this is now referenced by the new middleware object, so to remove it:
>>> w3.middleware_onion.remove(attrdict_middleware)

# or, if it was named

>>> w3.middleware_onion.replace('pythonic', attrdict_middleware)
# this is still referenced by the original name, so to remove it:
>>> w3.middleware_onion.remove('pythonic')

```

`Web3.middleware_onion.clear` ()

Empty all the middlewares, including the default ones.

```

>>> w3 = Web3(...)
>>> w3.middleware_onion.clear()
>>> assert len(w3.middleware_onion) == 0

```

1.10.3 Optional Middleware

Web3 ships with non-default middleware, for your custom use. In addition to the other ways of *Configuring Middleware*, you can specify a list of middleware when initializing Web3, with:

```
Web3(middlewares=[my_middleware1, my_middleware2])
```

Warning: This will *replace* the default middlewares. To keep the default functionality, either use `middleware_onion.add()` from above, or add the default middlewares to your list of new middlewares.

Below is a list of built-in middleware, which is not enabled by default.

Stalecheck

`web3.middleware.make_stalecheck_middleware(allowable_delay)`

This middleware checks how stale the blockchain is, and interrupts calls with a failure if the blockchain is too old.

- `allowable_delay` is the length in seconds that the blockchain is allowed to be behind of `time.time()`

Because this middleware takes an argument, you must create the middleware with a method call.

```
two_day_stalecheck = make_stalecheck_middleware(60 * 60 * 24 * 2)
web3.middleware_onion.add(two_day_stalecheck)
```

If the latest block in the blockchain is older than 2 days in this example, then the middleware will raise a `StaleBlockchain` exception on every call except `web3.eth.getBlock()`.

Cache

All of the caching middlewares accept these common arguments.

- `cache_class` must be a callable which returns an object which implements the dictionary API.
- `rpc_whitelist` must be an iterable, preferably a set, of the RPC methods that may be cached.
- `should_cache_fn` must be a callable with the signature `fn(method, params, response)` which returns whether the response should be cached.

`web3.middleware.construct_simple_cache_middleware(cache_class, rpc_whitelist, should_cache_fn)`

Constructs a middleware which will cache the return values for any RPC method in the `rpc_whitelist`.

A ready to use version of this middleware can be found at `web3.middlewares.simple_cache_middleware`.

`web3.middleware.construct_time_based_cache_middleware(cache_class, cache_expire_seconds, rpc_whitelist, should_cache_fn)`

Constructs a middleware which will cache the return values for any RPC method in the `rpc_whitelist` for an amount of time defined by `cache_expire_seconds`.

- `cache_expire_seconds` should be the number of seconds a value may remain in the cache before being evicted.

A ready to use version of this middleware can be found at `web3.middlewares.time_based_cache_middleware`.

`web3.middleware.construct_latest_block_based_cache_middleware` (*cache_class*,
average_block_time_sample_size,
default_average_block_time,
rpc_whitelist,
should_cache_fn)

Constructs a middleware which will cache the return values for any RPC method in the `rpc_whitelist` for an amount of time defined by `cache_expire_seconds`.

- `average_block_time_sample_size` The number of blocks which should be sampled to determine the average block time.
- `default_average_block_time` The initial average block time value to use for cases where there is not enough chain history to determine the average block time.

A ready to use version of this middleware can be found at `web3.middlewares.latest_block_based_cache_middleware`.

Geth-style Proof of Authority

This middleware is required to connect to `geth --dev` or the Rinkeby public network.

The easiest way to connect to a default `geth --dev` instance which loads the middleware is:

```
>>> from web3.auto.gethdev import w3

# confirm that the connection succeeded
>>> w3.clientVersion
'Geth/v1.7.3-stable-4bb3c89d/linux-amd64/go1.9'
```

This example connects to a local `geth --dev` instance on Linux with a unique IPC location and loads the middleware:

```
>>> from web3 import Web3, IPCProvider

# connect to the IPC location started with 'geth --dev --datadir ~/mynode'
>>> w3 = Web3(IPCProvider('~/.mynode/geth.ipc'))

>>> from web3.middleware import geth_poa_middleware

# inject the poa compatibility middleware to the innermost layer
>>> w3.middleware_onion.inject(geth_poa_middleware, layer=0)

# confirm that the connection succeeded
>>> w3.clientVersion
'Geth/v1.7.3-stable-4bb3c89d/linux-amd64/go1.9'
```

Why is `geth_poa_middleware` necessary?

There is no strong community consensus on a single Proof-of-Authority (PoA) standard yet. Some nodes have successful experiments running, though. One is `go-ethereum` (`geth`), which uses a prototype PoA for its development mode and the Rinkeby test network.

Unfortunately, it does deviate from the yellow paper specification, which constrains the `extraData` field in each block to a maximum of 32-bytes. `Geth's PoA` uses more than 32 bytes, so this middleware modifies the block data a bit before returning it.

Locally Managed Log and Block Filters

This middleware provides an alternative to ethereum node managed filters. When used, Log and Block filter logic are handled locally while using the same web3 filter api. Filter results are retrieved using JSON-RPC endpoints that don't rely on server state.

```
>>> from web3 import Web3, EthereumTesterProvider
>>> w3 = Web3(EthereumTesterProvider())
>>> from web3.middleware import local_filter_middleware
>>> w3.middleware_onion.add(local_filter_middleware)
```

```
# Normal block and log filter apis behave as before.
>>> block_filter = w3.eth.filter("latest")

>>> log_filter = myContract.events.myEvent.build_filter().deploy()
```

Signing

`web3.middleware.construct_sign_and_send_raw_middleware` (*private_key_or_account*)

This middleware automatically captures transactions, signs them, and sends them as raw transactions. The from field on the transaction, or `w3.eth.defaultAccount` must be set to the address of the private key for this middleware to have any effect.

- `private_key_or_account` A single private key or a tuple, list or set of private keys.

Keys can be in any of the following formats:

- An `eth_account.LocalAccount` object
- An `eth_keys.PrivateKey` object
- A raw private key as a hex string or byte string

```
>>> from web3 import Web3, EthereumTesterProvider
>>> w3 = Web3(EthereumTesterProvider)
>>> from web3.middleware import construct_sign_and_send_raw_middleware
>>> from eth_account import Account
>>> acct = Account.create('KEYSMASH FJAFJKLDSKF7JKFDJ 1530')
>>> w3.middleware_onion.add(construct_sign_and_send_raw_middleware(acct))
>>> w3.eth.defaultAccount = acct.address
# Now you can send a tx from acct.address without having to build and sign each raw_
↳ transaction
```

1.11 Examples

- *Looking up blocks*
- *Getting the latest block*
- *Currency conversions*
- *Looking up transactions*
- *Looking up receipts*

(continued from previous page)

```

    'uncles': [],
  }
  # get a block by it's hash
  >>> web3.eth.getBlock(
    → '0x767c2bfb3bdee3f78676c1285cd757bcd5d8c272cef2eb30d9733800a78c0b6d')
  {...}

```

1.11.2 Getting the latest block

You can also retrieve the latest block using the string 'latest' in the `web3.eth.getBlock` API.

```

>>> web3.eth.getBlock('latest')
{...}

```

If you want to know the latest block number you can use the `web3.eth.blockNumber` property.

```

>>> web3.eth.blockNumber
4194803

```

1.11.3 Currency conversions

Web3 can help you convert between denominations. The following denominations are supported.

denomination	amount in wei
wei	1
kwei	1000
babbage	1000
femtoether	1000
mwei	1000000
lovelace	1000000
picoether	1000000
gwei	1000000000
shannon	1000000000
nanoether	1000000000
nano	1000000000
szabo	1000000000000
microether	1000000000000
micro	1000000000000
finney	1000000000000000
milliether	1000000000000000
milli	1000000000000000
ether	1000000000000000000
kether	1000000000000000000000
grand	1000000000000000000000
methers	1000000000000000000000000
gether	1000000000000000000000000
tether	1000000000000000000000000000

```
>>> web3.toWei('1', 'ether')
10000000000000000000
>>> web3.fromWei('10000000000000000000', 'ether')
Decimal('1')
>>> from_wei(123456789, 'ether')
Decimal('1.23456789E-10')
```

1.11.4 Looking up transactions

You can look up transactions using the `web3.eth.getTransaction` function.

```
>>> web3.eth.getTransaction(
↳ '0x5c504ed432cb51138bcf09aa5e8a410dd4a1e204ef84bfed1be16dfba1b22060')
{
  'blockHash': '0x4e3a3754410177e6937ef1f84bba68ea139e8d1a2258c5f85db9f1cd715a1bdd',
  'blockNumber': 46147,
  'condition': None,
  'creates': None,
  'from': '0xA1E4380A3B1f749673E270229993eE55F35663b4',
  'gas': 21000,
  'gasPrice': 5000000000000,
  'hash': '0x5c504ed432cb51138bcf09aa5e8a410dd4a1e204ef84bfed1be16dfba1b22060',
  'input': '0x',
  'networkId': None,
  'nonce': 0,
  'publicKey':
↳ '0x376fc429acc35e610f75b14bc96242b13623833569a5bb3d72c17be7e51da0bb58e48e2462a59897cead8ab88e787099
↳ ',
  'r': '0x88ff6cf0fed94db46111149ae4bfc179e9b94721fffd821d38d16464b3f71d0',
  'raw':
↳ '0xf86780862d79883d2000825208945df9b87991262f6ba471f09758cde1c0fc1de734827a69801ca088ff6cf0fed94db
↳ ',
  's': '0x45e0aff800961cfce805daef7016b9b675c137a6a41a548f7b60a3484c06a33a',
  'standardV': '0x1',
  'to': '0x5DF9B87991262F6BA471F09758CDE1c0FC1De734',
  'transactionIndex': 0,
  'v': '0x1c',
  'value': 31337,
}
```

If no transaction for the given hash can be found, then this function will instead return `None`.

1.11.5 Looking up receipts

Transaction receipts can be retrieved using the `web3.eth.getTransactionReceipt` API.

```
>>> web3.eth.getTransactionReceipt(
↳ '0x5c504ed432cb51138bcf09aa5e8a410dd4a1e204ef84bfed1be16dfba1b22060')
{
  'blockHash': '0x4e3a3754410177e6937ef1f84bba68ea139e8d1a2258c5f85db9f1cd715a1bdd',
  'blockNumber': 46147,
  'contractAddress': None,
  'cumulativeGasUsed': 21000,
  'gasUsed': 21000,
```

(continues on next page)

(continued from previous page)

```
def deploy_contract(w3, contract_interface):
    tx_hash = w3.eth.contract(
        abi=contract_interface['abi'],
        bytecode=contract_interface['bin']).deploy()

    address = w3.eth.getTransactionReceipt(tx_hash)['contractAddress']
    return address

w3 = Web3(EthereumTesterProvider())

contract_source_path = 'contract.sol'
compiled_sol = compile_source_file('contract.sol')

contract_id, contract_interface = compiled_sol.popitem()

address = deploy_contract(w3, contract_interface)
print("Deployed {0} to: {1}\n".format(contract_id, address))

store_var_contract = w3.eth.contract(
    address=address,
    abi=contract_interface['abi'])

gas_estimate = store_var_contract.functions.setVar(255).estimateGas()
print("Gas estimate to transact with setVar: {0}\n".format(gas_estimate))

if gas_estimate < 100000:
    print("Sending transaction to setVar(255)\n")
    tx_hash = store_var_contract.functions.setVar(255).transact()
    receipt = w3.eth.waitForTransactionReceipt(tx_hash)
    print("Transaction receipt mined: \n")
    pprint.pprint(dict(receipt))
    print("Was transaction successful? \n")
    pprint.pprint(receipt['status'])
else:
    print("Gas cost exceeds 100000")
```

Output:

```
Deployed <stdin>:StoreVar to: 0xF2E246BB76DF876Cef8b38ae84130F4F55De395b

Gas estimate to transact with setVar: 32463

Sending transaction to setVar(255)

Transaction receipt mined:

{'blockHash': HexBytes(
  ↳'0x94e07b0b88667da284e914fa44b87d4e7fec39761be51245ef94632a3b5ab9f0'),
 'blockNumber': 2,
 'contractAddress': None,
 'cumulativeGasUsed': 43106,
 'gasUsed': 43106,
 'logs': [AttributeDict({'type': 'mined', 'logIndex': 0, 'transactionIndex': 0,
  ↳'transactionHash': HexBytes(
  ↳'0x3ac3518cc59d1698aa03a0bab7fb8191a4ef017aeda7429b11e8c6462b20a62a'), 'blockHash':
  ↳HexBytes('0x94e07b0b88667da284e914fa44b87d4e7fec39761be51245ef94632a3b5ab9f0'),
  ↳'blockNumber': 2, 'address': '0xF2E246BB76DF876Cef8b38ae84130F4F55De395b', 'data':
  ↳'0x', 'topics': [HexBytes(
  ↳'0x6c2b4666ba8da5a95717621d879a77de725f3d816709b9cbe9f059b8f875e284'), HexBytes(
  ↳'0x00000000000000000000000000000000000000000000000000000000000000ff')]]],
```

(continued from previous page)

```
'transactionHash': HexBytes(
→ '0x3ac3518cc59d1698aa03a0bab7fb8191a4ef017aeda7429b11e8c6462b20a62a'),
'transactionIndex': 0}
```

1.11.7 Working with an ERC20 Token Contract

Most fungible tokens on the Ethereum blockchain conform to the [ERC20](#) standard. This section of the guide covers interacting with an existing token contract which conforms to this standard.

In this guide we will interact with an existing token contract that we have already deployed to a local testing chain. This guide assumes:

1. An existing token contract at a known address. 1. Access to the proper ABI for the given contract. 1. A `~web3.main.Web3` instance connected to a provider with an unlocked account which can send transactions.

Creating the contract factory

First we need to create a contract instance with the address of our token contract and the ERC20 ABI.

```
>>> contract = w3.eth.contract(contract_address, abi=ABI)
>>> contract.address
'0xF2E246BB76DF876Cef8b38ae84130F4F55De395b'
```

Querying token metadata

Each token will have a total supply which represents the total number of tokens in circulation. In this example we've initialized the token contract to have 1 million tokens. Since this token contract is setup to have 18 decimal places, the raw total supply returned by the contract is going to have 18 additional decimal places.

```
>>> contract.functions.name().call()
'TestToken'
>>> contract.functions.symbol().call()
'TEST'
>>> decimals = contract.functions.decimals().call()
>>> decimals
18
>>> DECIMALS = 10 ** decimals
>>> contract.functions.totalSupply().call() // DECIMALS
1000000
```

Query account balances

Next we can query some account balances using the contract's `balanceOf` function. The token contract we are using starts with a single account which we'll refer to as `alice` holding all of the tokens.

```
>>> alice = '0x7E5F4552091A69125d5DFCb7b8C2659029395Bdf'
>>> bob = '0x2B5AD5c4795c026514f8317c7a215E218DcCD6cF'
>>> raw_balance = contract.functions.balanceOf(alice).call()
>>> raw_balance
1000000000000000000000000000000000000
>>> raw_balance // DECIMALS
```

(continues on next page)


```

import pytest

from web3 import (
    EthereumTesterProvider,
    Web3,
)

@pytest.fixture
def tester_provider():
    return EthereumTesterProvider()

@pytest.fixture
def eth_tester(tester_provider):
    return tester_provider.ethereum_tester

@pytest.fixture
def w3(tester_provider):
    return Web3(tester_provider)

@pytest.fixture
def foo_contract(eth_tester, w3):
    # For simplicity of this example we statically define the
    # contract code here. You might read your contracts from a
    # file, or something else to test with in your own code
    #
    # pragma solidity^0.5.3;
    #
    # contract Foo {
    #
    #     string public bar;
    #     event barred(string _bar);
    #
    #     constructor() public {
    #         bar = "hello world";
    #     }
    #
    #     function setBar(string memory _bar) public {
    #         bar = _bar;
    #         emit barred(_bar);
    #     }
    # }

    deploy_address = eth_tester.get_accounts()[0]

    abi = """[{"anonymous":false,"inputs":[{"indexed":false,"name":"_bar","type":
↪"string"}],"name":"barred","type":"event"},{"constant":false,"inputs":[{"name":"_bar
↪","type":"string"}],"name":"setBar","outputs":[],"payable":false,"stateMutability":
↪"nonpayable","type":"function"},{"inputs":[],"payable":false,"stateMutability":
↪"nonpayable","type":"constructor"},{"constant":true,"inputs":[],"name":"bar",
↪"outputs":[{"name":"","type":"string"}],"payable":false,"stateMutability":"view",
↪"type":"function"}]""" # noqa: E501
    # This bytecode is the output of compiling with

```

(continues on next page)

```
# solc version:0.5.3+commit.10d17f24.Emscripten.clang
bytecode = ""
↪"608060405234801561001057600080fd5b506040805190810160405280600b81526020017f68656c6c6f20776f726c640
↪"" # noqa: E501

# Create our contract class.
FooContract = w3.eth.contract(abi=abi, bytecode=bytecode)
# issue a transaction to deploy the contract.
tx_hash = FooContract.constructor().transact({
    'from': deploy_address,
})
# wait for the transaction to be mined
tx_receipt = w3.eth.waitForTransactionReceipt(tx_hash, 180)
# instantiate and return an instance of our contract.
return FooContract(tx_receipt.contractAddress)

def test_initial_greeting(foo_contract):
    hw = foo_contract.caller.bar()
    assert hw == "hello world"

def test_can_update_greeting(w3, foo_contract):
    # send transaction that updates the greeting
    tx_hash = foo_contract.functions.setBar(
        "testing contracts is easy",
    ).transact({
        'from': w3.eth.accounts[1],
    })
    w3.eth.waitForTransactionReceipt(tx_hash, 180)

    # verify that the contract is now using the updated greeting
    hw = foo_contract.caller.bar()
    assert hw == "testing contracts is easy"

def test_updating_greeting_emits_event(w3, foo_contract):
    # send transaction that updates the greeting
    tx_hash = foo_contract.functions.setBar(
        "testing contracts is easy",
    ).transact({
        'from': w3.eth.accounts[1],
    })
    receipt = w3.eth.waitForTransactionReceipt(tx_hash, 180)

    # get all of the `barred` logs for the contract
    logs = foo_contract.events.barred.getLogs()
    assert len(logs) == 1

    # verify that the log's data matches the expected value
    event = logs[0]
    assert event.blockHash == receipt.blockHash
    assert event.args._bar == "testing contracts is easy"
```


1.11.9 Using Infura Rinkeby Node

Import your required libraries

```
from web3 import Web3, HTTPProvider
```

Initialize a web3 instance with an Infura node

```
w3 = Web3(Web3.HTTPProvider("https://rinkeby.infura.io/v3/YOUR_INFURA_KEY"))
```

Inject the middleware into the middleware onion

```
from web3.middleware import geth_poa_middleware
w3.middleware_onion.inject(geth_poa_middleware, layer=0)
```

Just remember that you have to sign all transactions locally, as infura does not handle any keys from your wallet (refer to [this](#))

```
transaction = contract.functions.function_Name(params).buildTransaction()
transaction.update({ 'gas' : appropriate_gas_amount })
transaction.update({ 'nonce' : web3.eth.getTransactionCount('Your_Wallet_Address') })
signed_tx = w3.eth.account.signTransaction(transaction, private_key)
```

P.S : the two updates are done to the transaction dictionary, since a raw transaction might not contain gas & nonce amounts, so you have to add them manually.

And finally, send the transaction

```
txn_hash = w3.eth.sendRawTransaction(signed_tx.rawTransaction)
txn_receipt = w3.eth.waitForTransactionReceipt(txn_hash)
```

Tip : afterwards you can use the value stored in `txn_hash`, in an explorer like [etherscan](#) to view the transaction's details

1.12 Troubleshooting

1.12.1 Set up a clean environment

Many things can cause a broken environment. You might be on an unsupported version of Python. Another package might be installed that has a name or version conflict. Often, the best way to guarantee a correct environment is with `virtualenv`, like:

```
# Install pip if it is not available:
$ which pip || curl https://bootstrap.pypa.io/get-pip.py | python

# Install virtualenv if it is not available:
$ which virtualenv || pip install --upgrade virtualenv

# *If* the above command displays an error, you can try installing as root:
$ sudo pip install virtualenv

# Create a virtual environment:
$ virtualenv -p python3 ~/.venv-py3

# Activate your new virtual environment:
```

(continues on next page)

(continued from previous page)

```
$ source ~/.venv-py3/bin/activate

# With virtualenv active, make sure you have the latest packaging tools
$ pip install --upgrade pip setuptools

# Now we can install web3.py...
$ pip install --upgrade web3
```

Note: Remember that each new terminal session requires you to reactivate your virtualenv, like: `$ source ~/.venv-py3/bin/activate`

1.12.2 How do I use my MetaMask accounts from Web3.py?

Often you don't need to do this, just make a new account in Web3.py, and transfer funds from your MetaMask account into it. But if you must...

Export your private key from MetaMask, and use the local private key tools in Web3.py to sign and send transactions.

See how to export your private key and *Working with Local Private Keys*.

1.12.3 How do I get ether for my test network?

Test networks usually have something called a “faucet” to help get test ether to people who want to use it. The faucet simply sends you test ether when you visit a web page, or ping a chat bot, etc.

Each test network has its own version of test ether, so each one must maintain its own faucet. If you're not sure which test network to use, see *Which network should I connect to?*

Faucet mechanisms tend to come and go, so if any information here is out of date, try the [Ethereum Stackexchange](#). Here are some links to testnet ether instructions (in no particular order):

- [Kovan](#)
- [Rinkeby](#)
- [Ropsten](#)

1.13 Web3 API

- *Providers*
- *Attributes*
- *Encoding and Decoding Helpers*
- *Currency Conversions*
- *Addresses*
 - *RPC APIS*

```
class web3.Web3(provider)
```

Each `web3` instance exposes the following APIs.

1.13.1 Providers

`Web3.HTTPProvider`

Convenience API to access `web3.providers.rpc.HTTPProvider`

`Web3.IPCProvider`

Convenience API to access `web3.providers.ipc.IPCProvider`

`Web3.setProviders(provider)`

Updates the current `web3` instance with the new list of providers. It also accepts a single provider.

1.13.2 Attributes

`Web3.api`

Returns the current Web3 version.

```
>>> web3.api
"4.7.0"
```

`Web3.clientVersion`

- Delegates to `web3_clientVersion` RPC Method

Returns the current client version.

```
>>> web3.clientVersion
'Geth/v1.4.11-stable-fed692f6/darwin/go1.7'
```

1.13.3 Encoding and Decoding Helpers

See *Type Conversions*

1.13.4 Currency Conversions

See *Currency Conversions*

1.13.5 Addresses

See *Addresses*

RPC APIS

Each `web3` instance also exposes these namespaced APIs.

`Web3.eth`

See *web3.eth API*

`Web3.miner`

See *Miner API*

Web3.**pm**

See *Package Manager API*

Web3.**geth**

See *Geth API*

Web3.**parity**

See *Parity API*

1.14 web3.eth API

class web3.eth.**Eth**

The web3.eth object exposes the following properties and methods to interact with the RPC APIs under the eth_ namespace.

Often, when a property or method returns a mapping of keys to values, it will return an `AttributeDict` which acts like a `dict` but you can access the keys as attributes and cannot modify its fields. For example, you can find the latest block number in these two ways:

```
>>> block = web3.eth.getBlock('latest')
AttributeDict({
  'hash': '0xe8ad537a261e6fff80d551d8d087ee0f2202da9b09b64d172a5f45e818eb472a
↪',
  'number': 4022281,
  # ... etc ...
})

>>> block['number']
4022281
>>> block.number
4022281

>>> block.number = 4022282
Traceback # ... etc ...
TypeError: This data is immutable -- create a copy instead of modifying
```

1.14.1 Properties

The following properties are available on the web3.eth namespace.

Eth.defaultAccount

The ethereum address that will be used as the default `from` address for all transactions.

Eth.defaultBlock

The default block number that will be used for any RPC methods that accept a block identifier. Defaults to 'latest'.

Eth.syncing

- Delegates to `eth_syncing` RPC Method

Returns either `False` if the node is not syncing or a dictionary showing sync status.

```
>>> web3.eth.syncing
AttributeDict({
  'currentBlock': 2177557,
```

(continues on next page)

(continued from previous page)

```
'highestBlock': 2211611,  
'knownStates': 0,  
'pulledStates': 0,  
'startingBlock': 2177365,  
})
```

Eth.**coinbase**

- Delegates to `eth_coinbase` RPC Method

Returns the current *Coinbase* address.

```
>>> web3.eth.coinbase  
'0xd3CdA913deB6f67967B99D67aCDFa1712C293601'
```

Eth.**mining**

- Delegates to `eth_mining` RPC Method

Returns boolean as to whether the node is currently mining.

```
>>> web3.eth.mining  
False
```

Eth.**hashrate**

- Delegates to `eth_hashrate` RPC Method

Returns the current number of hashes per second the node is mining with.

```
>>> web3.eth.hashrate  
906
```

Eth.**gasPrice**

- Delegates to `eth_gasPrice` RPC Method

Returns the current gas price in Wei.

```
>>> web3.eth.gasPrice  
20000000000
```

Eth.**accounts**

- Delegates to `eth_accounts` RPC Method

Returns the list of known accounts.

```
>>> web3.eth.accounts  
['0xd3CdA913deB6f67967B99D67aCDFa1712C293601']
```

Eth.**blockNumber**

- Delegates to `eth_blockNumber` RPC Method

Returns the number of the most recent block

```
>>> web3.eth.blockNumber  
2206939
```

Eth.**protocolVersion**

- Delegates to `eth_protocolVersion` RPC Method

Returns the id of the current Ethereum protocol version.

```
>>> web3.eth.protocolVersion  
'63'
```

Eth.`chainId`

- Delegates to `eth_chainId` RPC Method

Returns an integer value for the currently configured “Chain Id” value introduced in [EIP-155](#). Returns None if no Chain Id is available.

```
>>> web3.eth.chainId  
61
```

1.14.2 Methods

The following methods are available on the `web3.eth` namespace.

Eth.`getBalance` (*account*, *block_identifier=eth.defaultBlock*)

- Delegates to `eth_getBalance` RPC Method

Returns the balance of the given account at the block specified by `block_identifier`.

`account` may be a checksum address or an ENS name

```
>>> web3.eth.getBalance('0xd3CdA913deB6f67967B99D67aCDFa1712C293601')  
77320681768999138915
```

Eth.`getStorageAt` (*account*, *position*, *block_identifier=eth.defaultBlock*)

- Delegates to `eth_getStorageAt` RPC Method

Returns the value from a storage position for the given account at the block specified by `block_identifier`.

`account` may be a checksum address or an ENS name

```
>>> web3.eth.getStorageAt('0x6C8f2A135f6ed072DE4503Bd7C4999a1a17F824B', 0)  
'0x000000000000000000000000000000000000000000000000000000000000000000120a0b063499d4'
```

Eth.`getProof` (*account*, *positions*, *block_identifier=eth.defaultBlock*)

- Delegates to `eth_getProof` RPC Method

Returns the values from an array of storage positions for the given account at the block specified by `block_identifier`.

`account` may be a checksum address or an ENS name

```
>>> web3.eth.getProof('0x6C8f2A135f6ed072DE4503Bd7C4999a1a17F824B', [0], 3391)  
AttributeDict({  
  'address': '0x4CB06C43fcdABeA22541fcF1F856A6a296448B6c',  
  'accountProof': [  
    ↳ '0xf90211a03841a7ddd65c70c94b8efa79190d00f0ab134b26f18dcad508f60a7e74559d0ba0464b07429a05039e2',  
    ↳ '  
    ↳ '  
    ↳ '0xf90151a097b17a89fd2c03ee98cb6459c08f51b269da5cee46650e84470f62bf83b43efe80a03b269d284a4c3cf',  
    ↳ '  
    ↳ '
```

(continues on next page)

(continued from previous page)

```

↪ '0xf869a020d13b52a61d3c1325ce3626a51418adebd6323d4840f1bdd93906359d11c933b846f8440180a01ab7c0b
↪ '
    ],
    'balance': 0,
    'codeHash':
↪ '0x551332d96d085185ab4019ad8bcf89c45321e136c261eb6271e574a2edf1461f',
    'nonce': 1,
    'storageHash':
↪ '0x1lab7c0b0a2a4bbb5a1495da8c142150891fc64e0c321e1feb70bd5f881951f7e',
    'storageProof': [
        AttributeDict({
            'key': '0x00',
            'value':
↪ '0x48656c6c6f0000000000000000000000000000000000000000000000000000000000000000000000000000000a',
            'proof': [
↪ '0xf9019180a01ace80e7bed79fbadbe390876bd1a7d9770edf9462049ef8f4b555d05715d53ea049347a3c2eac652
↪ ',
↪ '0xf891808080a0c7d094301e0c54da37b696d85f72de5520b224ab2cf4f045d8db1a3374caf0488080a0fc5581783
↪ ',
↪ '0xf843a0200decd9548b62a8d60345a988386fc84ba6bc95484008f6362f93160ef3e563a1a048656c6c6f0000000
↪ '
        ]
    })
]
})

```

- Merkle proof verification using py-trie.

The following example verifies that the values returned in the AttributeDict are included in the state of given trie root.

```

from eth_utils import (
    keccak,
)
import rlp
from rlp.sedes import (
    Binary,
    big_endian_int,
)
from trie import (
    HexaryTrie,
)
from web3._utils.encoding import (
    pad_bytes,
)

def format_proof_nodes(proof):
    trie_proof = []
    for rlp_node in proof:
        trie_proof.append(rlp.decode(bytes(rlp_node)))
    return trie_proof

def verify_eth_getProof(proof, root):

```

(continues on next page)

(continued from previous page)

```

trie_root = Binary.fixed_length(32, allow_empty=True)
hash32 = Binary.fixed_length(32)

class _Account(rlp.Serializable):
    fields = [
        ('nonce', big_endian_int),
        ('balance', big_endian_int),
        ('storage', trie_root),
        ('code_hash', hash32)
    ]
acc = _Account(
    proof.nonce, proof.balance, proof.storageHash, proof.codeHash
)
rlp_account = rlp.encode(acc)
trie_key = keccak(bytes.fromhex(proof.address[2:]))

assert rlp_account == HexaryTrie.get_from_proof(
    root, trie_key, format_proof_nodes(proof.accountProof)
), "Failed to verify account proof {}".format(proof.address)

for storage_proof in proof.storageProof:
    trie_key = keccak(pad_bytes(b'\x00', 32, storage_proof.key))
    root = proof.storageHash
    if storage_proof.value == b'\x00':
        rlp_value = b''
    else:
        rlp_value = rlp.encode(storage_proof.value)

    assert rlp_value == HexaryTrie.get_from_proof(
        root, trie_key, format_proof_nodes(storage_proof.proof)
    ), "Failed to verify storage proof {}".format(storage_proof.key)

return True

block = w3.eth.getBlock(3391)
proof = w3.eth.getProof('0x6C8f2A135f6ed072DE4503Bd7C4999a1a17F824B', [0, 1],
↳3391)
assert verify_eth_getProof(proof, block.stateRoot)

```

Eth.getCode (*account*, *block_identifier=eth.defaultBlock*)

- Delegates to eth_getCode RPC Method

Returns the bytecode for the given account at the block specified by *block_identifier*.

account may be a checksum address or an ENS name

```

# For a contract address.
>>> web3.eth.getCode('0x6C8f2A135f6ed072DE4503Bd7C4999a1a17F824B')
'0x6060604052361561027c5760e060020a60003504630199....'
# For a private key address.
>>> web3.eth.getCode('0xd3CdA913deB6f67967B99D67aCDFa1712C293601')
'0x'

```

Eth.getBlock (*block_identifier=eth.defaultBlock*, *full_transactions=False*)

- Delegates to eth_getBlockByNumber or eth_getBlockByHash RPC Methods

Returns the block specified by *block_identifier*. Delegates to eth_getBlockByNumber if

Note: Method to get an Uncle from its hash is not available through RPC, a possible substitute is the method `Eth.getUncleByBlock`

`Eth.getUncleByBlock` (*block_identifier*, *uncle_index*)

- Delegates to `eth_getUncleByBlockHashAndIndex` or `eth_getUncleByBlockNumberAndIndex` RPC methods

Returns the uncle at the index specified by `uncle_index` from the block specified by `block_identifier`. Delegates to `eth_getUncleByBlockNumberAndIndex` if `block_identifier` is an integer or one of the predefined block parameters 'latest', 'earliest', 'pending', otherwise delegates to `eth_getUncleByBlockHashAndIndex`. Throws `BlockNotFound` if the block is not found.

```
>>> web3.eth.getUncleByBlock(56160, 0)
AttributeDict({
  'author': '0xbe4532e1b1db5c913cf553be76180c1777055403',
  'difficulty': '0x17dd9ca0afe',
  'extraData': '0x476574682f686261722f76312e302e312f6c696e75782f676f312e342e32',
  'gasLimit': '0x2fef8',
  'gasUsed': '0x0',
  'hash': '0xc78c35720d930f9ef34b4e6fb9d02ffec936f9b02a8f0fa858456e4afd4d5614',
  'logsBloom':
↪ '0x000000000000000000000000000000000000000000000000000000000000000000000000000000000000000000000000000',
↪ '
↪ ',
  'miner': '0xbe4532e1b1db5c913cf553be76180c1777055403',
  'mixHash': '0x041e14603f35a82f6023802fec96ef760433292434a39787514f140950597e5e',
  'nonce': '0x5d2b7e3f1af09995',
  'number': '0xdb5e',
  'parentHash':
↪ '0xcc30e8a9b15c548d5bf113c834143a8f0e1909fbfea96b2a208dc154293a78cf',
  'receiptsRoot':
↪ '0x56e81f171bcc55a6fff8345e692c0f86e5b48e01b996cadc001622fb5e363b421',
  'sealFields': [
↪ '0xa0041e14603f35a82f6023802fec96ef760433292434a39787514f140950597e5e',
↪ '0x885d2b7e3f1af09995'],
  'sha3Uncles':
↪ '0x1dcc4de8dec75d7aab85b567b6ccdd41ad312451b948a7413f0a142fd40d49347',
  'size': None, 'stateRoot':
↪ '0x8ce2b1bf8e25a06a8ca34c647ff5fd0fa48ac725cc07f657ae1645ab8ef68c91',
  'timestamp': '0x55c6a972',
  'totalDifficulty': '0xce4c4f0a0b810b',
  'transactions': [],
  'transactionsRoot':
↪ '0x56e81f171bcc55a6fff8345e692c0f86e5b48e01b996cadc001622fb5e363b421',
  'uncles': []
})

# You can also refer to the block by hash:
>>> web3.eth.getUncleByBlock(
↪ '0x685b2226cbf6e1f890211010aa192bf16f0a0cba9534264a033b023d7367b845', 0)
AttributeDict({
  ...
})
```

`Eth.getUncleCount` (*block_identifier*)

- Delegates to `eth_getUncleCountByBlockHash` or `eth_getUncleCountByBlockNumber`

RPC methods

Returns the (integer) number of uncles associated with the block specified by `block_identifier`. Delegates to `eth_getUncleCountByBlockNumber` if `block_identifier` is an integer or one of the predefined block parameters 'latest', 'earliest', 'pending', otherwise delegates to `eth_getUncleCountByBlockHash`. Throws `BlockNotFound` if the block is not found.

```
>>> web3.eth.getUncleCount(56160)
1

# You can also refer to the block by hash:
>>> web3.eth.getUncleCount(
↳ '0x685b2226cbf6e1f890211010aa192bf16f0a0cba9534264a033b023d7367b845')
1
```

Eth.getTransaction (*transaction_hash*)

- Delegates to `eth_getTransactionByHash` RPC Method

Returns the transaction specified by `transaction_hash`. If the transaction has not yet been mined returns `TransactionNotFound`.

```
>>> web3.eth.getTransaction(
↳ '0x5c504ed432cb51138bcf09aa5e8a410dd4a1e204ef84bfed1be16dfba1b22060')
AttributeDict({
  'blockHash':
↳ '0x4e3a3754410177e6937ef1f84bba68ea139e8d1a2258c5f85db9f1cd715a1bdd',
  'blockNumber': 46147,
  'from': '0xA1E4380A3B1f749673E270229993eE55F35663b4',
  'gas': 21000,
  'gasPrice': 5000000000000,
  'hash': '0x5c504ed432cb51138bcf09aa5e8a410dd4a1e204ef84bfed1be16dfba1b22060',
  'input': '0x',
  'nonce': 0,
  'to': '0x5DF9B87991262F6BA471F09758CDE1c0FC1De734',
  'transactionIndex': 0,
  'value': 31337,
})
```

Eth.getTransactionFromBlock (*block_identifier, transaction_index*)

Note: This method is deprecated in EIP 1474.

Eth.getTransactionByBlock (*block_identifier, transaction_index*)

- Delegates to `eth_getTransactionByBlockNumberAndIndex` or `eth_getTransactionByBlockHashAndIndex` RPC Methods

Returns the transaction at the index specified by `transaction_index` from the block specified by `block_identifier`. Delegates to `eth_getTransactionByBlockNumberAndIndex` if `block_identifier` is an integer or one of the predefined block parameters 'latest', 'earliest', 'pending', otherwise delegates to `eth_getTransactionByBlockHashAndIndex`. If the transaction has not yet been mined returns `TransactionNotFound`.

```
>>> web3.eth.getTransactionFromBlock(46147, 0)
AttributeDict({
```

(continues on next page)

(continued from previous page)

```

    'blockHash':
    ↪ '0x4e3a3754410177e6937ef1f84bba68ea139e8d1a2258c5f85db9f1cd715a1bdd',
    'blockNumber': 46147,
    'from': '0xA1E4380A3B1f749673E270229993eE55F35663b4',
    'gas': 21000,
    'gasPrice': 5000000000000,
    'hash': '0x5c504ed432cb51138bcf09aa5e8a410dd4a1e204ef84bfed1be16dfbalb22060',
    'input': '0x',
    'nonce': 0,
    'to': '0x5DF9B87991262F6BA471F09758CDE1c0FC1De734',
    'transactionIndex': 0,
    'value': 31337,
  })
  >>> web3.eth.getTransactionFromBlock (
  ↪ '0x4e3a3754410177e6937ef1f84bba68ea139e8d1a2258c5f85db9f1cd715a1bdd', 0)
AttributeDict({
  'blockHash':
  ↪ '0x4e3a3754410177e6937ef1f84bba68ea139e8d1a2258c5f85db9f1cd715a1bdd',
  'blockNumber': 46147,
  'from': '0xA1E4380A3B1f749673E270229993eE55F35663b4',
  'gas': 21000,
  'gasPrice': 5000000000000,
  'hash': '0x5c504ed432cb51138bcf09aa5e8a410dd4a1e204ef84bfed1be16dfbalb22060',
  'input': '0x',
  'nonce': 0,
  'to': '0x5DF9B87991262F6BA471F09758CDE1c0FC1De734',
  'transactionIndex': 0,
  'value': 31337,
})

```

Eth.**waitForTransactionReceipt** (*transaction_hash, timeout=120, poll_latency=0.1*)

Waits for the transaction specified by *transaction_hash* to be included in a block, then returns its transaction receipt.

Optionally, specify a timeout in seconds. If timeout elapses before the transaction is added to a block, then *waitForTransactionReceipt ()* raises a `web3.exceptions.TimeExhausted` exception.

```

>>> web3.eth.waitForTransactionReceipt (
  ↪ '0x5c504ed432cb51138bcf09aa5e8a410dd4a1e204ef84bfed1be16dfbalb22060')
# If transaction is not yet in a block, time passes, while the thread sleeps...
# ...
# Then when the transaction is added to a block, its receipt is returned:
AttributeDict({
  'blockHash':
  ↪ '0x4e3a3754410177e6937ef1f84bba68ea139e8d1a2258c5f85db9f1cd715a1bdd',
  'blockNumber': 46147,
  'contractAddress': None,
  'cumulativeGasUsed': 21000,
  'from': '0xA1E4380A3B1f749673E270229993eE55F35663b4',
  'gasUsed': 21000,
  'logs': [],
  'root': '96a8e009d2b88b1483e6941e6812e32263b05683fac202abc622a3e31aed1957',
  'to': '0x5DF9B87991262F6BA471F09758CDE1c0FC1De734',
  'transactionHash':
  ↪ '0x5c504ed432cb51138bcf09aa5e8a410dd4a1e204ef84bfed1be16dfbalb22060',
  'transactionIndex': 0,
})

```

Eth.getTransactionReceipt (*transaction_hash*)

- Delegates to `eth_getTransactionReceipt` RPC Method

Returns the transaction receipt specified by `transaction_hash`. If the transaction has not yet been mined returns `TransactionNotFound`

```
>>> web3.eth.getTransactionReceipt (
↳ '0x5c504ed432cb51138bcf09aa5e8a410dd4a1e204ef84bfed1be16dfba1b22060') # not_
↳ yet mined
None
# wait for it to be mined...
>>> web3.eth.getTransactionReceipt (
↳ '0x5c504ed432cb51138bcf09aa5e8a410dd4a1e204ef84bfed1be16dfba1b22060')
AttributeDict({
  'blockHash':
↳ '0x4e3a3754410177e6937ef1f84bba68ea139e8d1a2258c5f85db9f1cd715a1bdd',
  'blockNumber': 46147,
  'contractAddress': None,
  'cumulativeGasUsed': 21000,
  'from': '0xA1E4380A3B1f749673E270229993eE55F35663b4',
  'gasUsed': 21000,
  'logs': [],
  'root': '96a8e009d2b88b1483e6941e6812e32263b05683fac202abc622a3e31aed1957',
  'to': '0x5DF9B87991262F6BA471F09758CDE1c0FC1De734',
  'transactionHash':
↳ '0x5c504ed432cb51138bcf09aa5e8a410dd4a1e204ef84bfed1be16dfba1b22060',
  'transactionIndex': 0,
})
```

Eth.getTransactionCount (*account, block_identifier=web3.eth.defaultBlock*)

- Delegates to `eth_getTransactionCount` RPC Method

Returns the number of transactions that have been sent from `account` as of the block specified by `block_identifier`.

`account` may be a checksum address or an ENS name

```
>>> web3.eth.getTransactionCount ('0xd3CdA913deB6f67967B99D67aCDFa1712C293601')
340
```

Eth.sendTransaction (*transaction*)

- Delegates to `eth_sendTransaction` RPC Method

Signs and sends the given transaction

The transaction parameter should be a dictionary with the following fields.

- `from`: bytes or text, checksum address or ENS name - (optional, default: `web3.eth.defaultAccount`) The address the transaction is send from.
- `to`: bytes or text, checksum address or ENS name - (optional when creating new contract) The address the transaction is directed to.
- `gas`: integer - (optional, default: 90000) Integer of the gas provided for the transaction execution. It will return unused gas.
- `gasPrice`: integer - (optional, default: To-Be-Determined) Integer of the gasPrice used for each paid gas
- `value`: integer - (optional) Integer of the value send with this transaction

- `data: bytes` or `text` - The compiled code of a contract OR the hash of the invoked method signature and encoded parameters. For details see [Ethereum Contract ABI](#).
- `nonce: integer` - (optional) Integer of a nonce. This allows to overwrite your own pending transactions that use the same nonce.

If the transaction specifies a data value but does not specify gas then the gas value will be populated using the `estimateGas()` function with an additional buffer of 100000 gas up to the `gasLimit` of the latest block. In the event that the value returned by `estimateGas()` method is greater than the `gasLimit` a `ValueError` will be raised.

```
>>> web3.eth.sendTransaction({'to': '0xd3CdA913deB6f67967B99D67aCdfA1712C293601',
↳ 'from': web3.eth.coinbase, 'value': 12345})
'0xe670ec64341771606e55d6b4ca35a1a6b75ee3d5145a99d05921026d1527331'
```

Eth.signTransaction()

- Delegates to `eth_signTransaction` RPC Method.

Returns a transaction that's been signed by the node's private key, but not yet submitted. The signed tx can be submitted with `Eth.sendRawTransaction`

```
>>> signed_txn = w3.eth.signTransaction(dict(
    nonce=w3.eth.getTransactionCount(w3.eth.coinbase),
    gasPrice=w3.eth.gasPrice,
    gas=100000,
    to='0xd3CdA913deB6f67967B99D67aCdfA1712C293601',
    value=1,
    data=b'',
))
b
↳ "\xf8d\x80\x85\x040\xe24\x00\x82R\x08\x94\xdcTM\x1a\xa8\x8f\xf8\xbb\xd2\xf2\xae\x7T\xb1\xf1\x
↳ \xf6\x8f\xb3\xf1\xe6,\x82\xdf\xe5\x971F|\x97%;\x15\xa04P\xb7=*\xef \t\xf0&
↳ \xbc\xbf\tz%z\xe7\xa3~\xb5\xd3\xb7=\xc0v\n\xef\xad+\x98\xe3'" # noqa: E501
```

Eth.sendRawTransaction(raw_transaction)

- Delegates to `eth_sendRawTransaction` RPC Method

Sends a signed and serialized transaction. Returns the transaction hash as a `HexBytes` object.

```
>>> signed_txn = w3.eth.account.signTransaction(dict(
    nonce=w3.eth.getTransactionCount(w3.eth.coinbase),
    gasPrice=w3.eth.gasPrice,
    gas=100000,
    to='0xd3CdA913deB6f67967B99D67aCdfA1712C293601',
    value=12345,
    data=b'',
),
private_key_for_senders_account,
)
>>> w3.eth.sendRawTransaction(signed_txn.rawTransaction)
HexBytes('0xe670ec64341771606e55d6b4ca35a1a6b75ee3d5145a99d05921026d1527331')
```

Eth.replaceTransaction(transaction_hash, new_transaction)

- Delegates to `eth_sendTransaction` RPC Method

Sends a transaction that replaces the transaction with `transaction_hash`.

The `transaction_hash` must be the hash of a pending transaction.

The `new_transaction` parameter should be a dictionary with transaction fields as required by `sendTransaction()`. It will be used to entirely replace the transaction of `transaction_hash` without using any of the pending transaction's values.

If the `new_transaction` specifies a `nonce` value, it must match the pending transaction's `nonce`.

If the `new_transaction` specifies a `gasPrice` value, it must be greater than the pending transaction's `gasPrice`.

If the `new_transaction` does not specify a `gasPrice` value, the highest of the following 2 values will be used:

- The pending transaction's `gasPrice * 1.125` - This is typically the minimum `gasPrice` increase a node requires before it accepts a replacement transaction.
- The `gasPrice` as calculated by the current gas price strategy(See [Gas Price API](#)).

This method returns the transaction hash of the replacement transaction.

```
>>> tx = web3.eth.sendTransaction({
    'to': '0xd3CdA913deB6f67967B99D67aCDFa1712C293601',
    'from': web3.eth.coinbase,
    'value': 1000
})
'0xe670ec64341771606e55d6b4ca35a1a6b75ee3d5145a99d05921026d1527331'
>>> web3.eth.replaceTransaction(
↳ '0xe670ec64341771606e55d6b4ca35a1a6b75ee3d5145a99d05921026d1527331', {
    'to': '0xd3CdA913deB6f67967B99D67aCDFa1712C293601',
    'from': web3.eth.coinbase,
    'value': 2000
})
```

Eth.**modifyTransaction** (*transaction_hash*, ****transaction_params**)

- Delegates to `eth_sendTransaction` RPC Method

Sends a transaction that modifies the transaction with `transaction_hash`.

`transaction_params` are keyword arguments that correspond to valid transaction parameters as required by `sendTransaction()`. The parameter values will override the pending transaction's values to create the replacement transaction to send.

The same validation and defaulting rules of `replaceTransaction()` apply.

This method returns the transaction hash of the newly modified transaction.

```
>>> tx = web3.eth.sendTransaction({
    'to': '0xd3CdA913deB6f67967B99D67aCDFa1712C293601',
    'from': web3.eth.coinbase,
    'value': 1000
})
'0xe670ec64341771606e55d6b4ca35a1a6b75ee3d5145a99d05921026d1527331'
>>> web3.eth.modifyTransaction(
↳ '0xe670ec64341771606e55d6b4ca35a1a6b75ee3d5145a99d05921026d1527331', value=2000)
```

Eth.**sign** (*account*, *data=None*, *hexstr=None*, *text=None*)

- Delegates to `eth_sign` RPC Method

Caller must specify exactly one of: `data`, `hexstr`, or `text`.

Signs the given data with the private key of the given account. The account must be unlocked.

account may be a checksum address or an ENS name

```

>>> web3.eth.sign(
    '0xd3CdA913deB6f67967B99D67aCDfa1712C293601',
    text='some-text-tö-sign')
↪ '0x1a8bbe6eab8c72a219385681efefe565afd3accee35f516f8edf5ae82208fbd45a58f9f9116d8d88ba40fcd2907
↪ '

>>> web3.eth.sign(
    '0xd3CdA913deB6f67967B99D67aCDfa1712C293601',
    data=b'some-text-t\xc3\xb6-sign')
↪ '0x1a8bbe6eab8c72a219385681efefe565afd3accee35f516f8edf5ae82208fbd45a58f9f9116d8d88ba40fcd2907
↪ '

>>> web3.eth.sign(
    '0xd3CdA913deB6f67967B99D67aCDfa1712C293601',
    hexstr='0x736f6d652d746578742d74c3b62d7369676e')
↪ '0x1a8bbe6eab8c72a219385681efefe565afd3accee35f516f8edf5ae82208fbd45a58f9f9116d8d88ba40fcd2907
↪ '

```

Eth. **signTypedData** (*account*, *jsonMessage*)

- Delegates to `eth_signTypedData` RPC Method

Please note that the `jsonMessage` argument is the loaded JSON Object and **NOT** the JSON String itself.

Signs the Structured Data (or Typed Data) with the private key of the given account. The account must be unlocked.

account may be a checksum address or an ENS name

Eth. **call** (*transaction*, *block_identifier=web3.eth.defaultBlock*)

- Delegates to `eth_call` RPC Method

Executes the given transaction locally without creating a new transaction on the blockchain. Returns the return value of the executed contract.

The `transaction` parameter is handled in the same manner as the `sendTransaction()` method.

```

>>> myContract.functions.setVar(1).transact()
HexBytes('0x79af0c7688afba7588c32a61565fd488c422da7b5773f95b242ea66d3d20afda')
>>> myContract.functions.getVar().call()
1
# The above call equivalent to the raw call:
>>> we3.eth.call({'value': 0, 'gas': 21736, 'gasPrice': 1, 'to':
↪ '0xc305c901078781C232A2a521C2aF7980f8385ee9', 'data': '0x477a5c98'})
HexBytes('0x0000000000000000000000000000000000000000000000000000000000000001')

```

In most cases it is better to make contract function call through the `web3.contract.Contract` interface.

Eth. **estimateGas** (*transaction*, *block_identifier=None*)

- Delegates to `eth_estimateGas` RPC Method

Executes the given transaction locally without creating a new transaction on the blockchain. Returns amount of gas consumed by execution which can be used as a gas estimate.

The `transaction` and `block_identifier` parameters are handled in the same manner as the `call()` method.

```
>>> web3.eth.estimateGas({'to': '0xd3CdA913deB6f67967B99D67aCDFa1712C293601',
↳ 'from': web3.eth.coinbase, 'value': 12345})
21000
```

Note: The parameter `block_identifier` is not enabled in geth nodes, hence passing a value of `block_identifier` when connected to a geth nodes would result in an error like: `ValueError: {'code': -32602, 'message': 'too many arguments, want at most 1'}`

Eth.**generateGasPrice** (*transaction_params=None*)

Uses the selected gas price strategy to calculate a gas price. This method returns the gas price denominated in wei.

The *transaction_params* argument is optional however some gas price strategies may require it to be able to produce a gas price.

```
>>> Web3.eth.generateGasPrice()
200000000000
```

Note: For information about how gas price can be customized in web3 see [Gas Price API](#).

Eth.**setGasPriceStrategy** (*gas_price_strategy*)

Set the selected gas price strategy. It must be a method of the signature (`web3, transaction_params`) and return a gas price denominated in wei.

1.14.3 Filters

The following methods are available on the `web3.eth` object for interacting with the filtering API.

Eth.**filter** (*filter_params*)

- Delegates to `eth_newFilter`, `eth_newBlockFilter`, and `eth_newPendingTransactionFilter` RPC Methods.

This method delegates to one of three RPC methods depending on the value of `filter_params`.

- If `filter_params` is the string `'pending'` then a new filter is registered using the `eth_newPendingTransactionFilter` RPC method. This will create a new filter that will be called for each new unmined transaction that the node receives.
- If `filter_params` is the string `'latest'` then a new filter is registered using the `eth_newBlockFilter` RPC method. This will create a new filter that will be called each time the node receives a new block.
- If `filter_params` is a dictionary then a new filter is registered using the `eth_newFilter` RPC method. This will create a new filter that will be called for all log entries that match the provided `filter_params`.

This method returns a `web3.utils.filters.Filter` object which can then be used to either directly fetch the results of the filter or to register callbacks which will be called with each result of the filter.

When creating a new log filter, the `filter_params` should be a dictionary with the following keys.

- `fromBlock`: integer/tag - (optional, default: “latest”) Integer block number, or “latest” for the last mined block or “pending”, “earliest” for not yet mined transactions.
- `toBlock`: integer/tag - (optional, default: “latest”) Integer block number, or “latest” for the last mined block or “pending”, “earliest” for not yet mined transactions.
- `address`: string or list of strings, each 20 Bytes - (optional) Contract address or a list of addresses from which logs should originate.
- `topics`: list of 32 byte strings or null - (optional) Array of topics that should be used for filtering. Topics are order-dependent. This parameter can also be a list of topic lists in which case filtering will match any of the provided topic arrays.

See [Filtering](#) for more information about filtering.

```
>>> web3.eth.filter('latest')
<BlockFilter at 0x10b72dc28>
>>> web3.eth.filter('pending')
<TransactionFilter at 0x10b780340>
>>> web3.eth.filter({'fromBlock': 1000000, 'toBlock': 1000100, 'address':
↳ '0x6C8f2A135f6ed072DE4503Bd7C4999a1a17F824B'})
<LogFilter at 0x10b7803d8>
```

Eth.**getFilterChanges** (*self*, *filter_id*)

- Delegates to `eth_getFilterChanges` RPC Method.

Returns all new entries which occurred since the last call to this method for the given `filter_id`

```
>>> filt = web3.eth.filter()
>>> web3.eth.getFilterChanges(filt.filter_id)
[
  {
    'address': '0xDc3A9Db694BCdd55EBaE4A89B22aC6D12b3F0c24',
    'blockHash':
↳ '0xb72256286ca528e09022ffd408856a73ef90e7216ac560187c6e43b4c4efd2f0',
    'blockNumber': 2217196,
    'data':
↳ '0x0000000000000000000000000000000000000000000000000000000000000001',
    'logIndex': 0,
    'topics': [
↳ '0xe65b00b698ba37c614af350761c735c5f4a82b4ab365a1f1022d49d9dfc8e930',
    '0x00000000000000000000000000000000754c50465885f1ed1fa1a55b95ee8ecf3f1f4324',
    '0x296c7fb6ccaafa3e689950b947c2895b07357c95b066d5cdccd58c301f41359a3'],
    'transactionHash':
↳ '0xfe1289fd3915794b99702202f65eea2e424b2f083a12749d29b4dd51f6dce40d',
    'transactionIndex': 1,
  },
  ...
]
```

Eth.**getFilterLogs** (*self*, *filter_id*)

- Delegates to `eth_getFilterLogs` RPC Method.

Returns all entries for the given `filter_id`

```
>>> filt = web3.eth.filter()
>>> web3.eth.getFilterLogs(filt.filter_id)
[
```

(continues on next page)

(continued from previous page)

```

    {
      'address': '0xDc3A9Db694BCdd55EBaE4A89B22aC6D12b3F0c24',
      'blockHash':
↳ '0xb72256286ca528e09022ffd408856a73ef90e7216ac560187c6e43b4c4efd2f0',
      'blockNumber': 2217196,
      'data':
↳ '0x0000000000000000000000000000000000000000000000000000000000000001',
      'logIndex': 0,
      'topics': [
↳ '0xe65b00b698ba37c614af350761c735c5f4a82b4ab365a1f1022d49d9dfc8e930',
        '0x0000000000000000000000000754c50465885f1ed1fala55b95ee8ecf3f1f4324',
        '0x296c7fb6ccaafa3e689950b947c2895b07357c95b066d5cdccd58c301f41359a3'],
      'transactionHash':
↳ '0xfe1289fd3915794b99702202f65eea2e424b2f083a12749d29b4dd51f6dce40d',
      'transactionIndex': 1,
    },
    ...
  ]

```

Eth.**uninstallFilter** (*self, filter_id*)

- Delegates to `eth_uninstallFilter` RPC Method.

Uninstalls the filter specified by the given `filter_id`. Returns boolean as to whether the filter was successfully uninstalled.

```

>>> filt = web3.eth.filter()
>>> web3.eth.uninstallFilter(filt.filter_id)
True
>>> web3.eth.uninstallFilter(filt.filter_id)
False # already uninstalled.

```

Eth.**getLogs** (*filter_params*)

This is the equivalent of: creating a new filter, running `getFilterLogs()`, and then uninstalling the filter. See `filter()` for details on allowed filter parameters.

Eth.**submitHashrate** (*hashrate, nodeid*)

- Delegates to `eth_submitHashrate` RPC Method

```

>>> node_id = '59daa26581d0acd1fce254fb7e85952f4c09d0915afd33d3886cd914bc7d283c'
>>> web3.eth.submitHashrate(5000, node_id)
True

```

Eth.**submitWork** (*nonce, pow_hash, mix_digest*)

- Delegates to `eth_submitWork` RPC Method.

```

>>> web3.eth.submitWork(
    1,
    '0x1234567890abcdef1234567890abcdef1234567890abcdef1234567890abcdef',
    '0xD1FE5700000000000000000000000000000000000000000000000000000000',
)
True

```

1.14.4 Contracts

Eth.**contract** (*address=None, contract_name=None, ContractFactoryClass=Contract, **contract_factory_kwargs*)

If *address* is provided, then this method will return an instance of the contract defined by *abi*. The *address* may be a checksum string, or an ENS name like `'mycontract.eth'`.

```
from web3 import Web3

w3 = Web3(...)

contract = w3.eth.contract(address='0x00000000000000000000000000000000dEaD',
↪abi=...)

# alternatively:
contract = w3.eth.contract(address='mycontract.eth', abi=...)
```

Note: If you use an ENS name to initialize a contract, the contract will be looked up by name on each use. If the name could ever change maliciously, first *Look up the address for an ENS name*, and then create the contract with the checksum address.

If *address* is *not* provided, the newly created contract class will be returned. That class will then be initialized by supplying the *address*.

```
from web3 import Web3

w3 = Web3(...)

Contract = w3.eth.contract(abi=...)

# later, initialize contracts with the same metadata at different addresses:
contract1 = Contract(address='0x00000000000000000000000000000000dEaD')
contract2 = Contract(address='mycontract.eth')
```

contract_name will be used as the name of the contract class. If it is `None` then the name of the `ContractFactoryClass` will be used.

`ContractFactoryClass` will be used as the base `Contract` class.

The following arguments are accepted for contract class creation.

- `abi`
- `asm`
- `ast`
- `bytecode`
- `bytecode_runtime`
- `clone_bin`
- `dev_doc`
- `interface`
- `metadata`
- `opcodes`

- `src_map`
- `src_map_runtime`
- `user_doc`

See *Contracts* for more information about how to use contracts.

`Eth.setContractFactory` (*contractFactoryClass*)

Modify the default contract factory from `Contract` to `contractFactoryClass`. Future calls to `Eth.contract()` will then default to `contractFactoryClass`.

An example of an alternative Contract Factory is `ConciseContract`.

1.15 Working with Local Private Keys

1.15.1 Local vs Hosted Nodes

Local Node A local node is started and controlled by you. It is as safe as you keep it. When you run `geth` or `parity` on your machine, you are running a local node.

Hosted Node A hosted node is controlled by someone else. When you connect to Infura, you are connected to a hosted node.

1.15.2 Local vs Hosted Keys

Local Private Key A key is 32 *bytes* of data that you can use to sign transactions and messages, before sending them to your node. You must use `sendRawTransaction()` when working with local keys, instead of `sendTransaction()`.

Hosted Private Key This is a common way to use accounts with local nodes. Each account returned by `w3.eth.accounts` has a hosted private key stored in your node. This allows you to use `sendTransaction()`.

Warning: It is unacceptable for a hosted node to offer hosted private keys. It gives other people complete control over your account. “Not your keys, not your Ether” in the wise words of Andreas Antonopoulos.

1.15.3 Some Common Uses for Local Private Keys

A very common reason to work with local private keys is to interact with a hosted node.

Some common things you might want to do with a *Local Private Key* are:

- *Sign a Transaction*
- *Sign a Contract Transaction*
- *Sign a Message*
- *Verify a Message*

Using private keys usually involves `w3.eth.account` in one way or another. Read on for more, or see a full list of things you can do in the docs for `eth_account.Account`.

1.15.4 Extract private key from geth keyfile

Note: The amount of available ram should be greater than 1GB.

```
with open('~/.ethereum/keystore/UTC--...--5ce9454909639D2D17A3F753ce7d93fa0b9aB12E') as
keyfile:
    encrypted_key = keyfile.read()
    private_key = w3.eth.account.decrypt(encrypted_key, 'correcthorsebatterystable')
    # tip: do not save the key or password anywhere, especially into a shared source
file
```

1.15.5 Sign a Message

Warning: There is no single message format that is broadly adopted with community consensus. Keep an eye on several options, like EIP-683, EIP-712, and EIP-719. Consider the `w3.eth.sign()` approach be deprecated.

For this example, we will use the same message hashing mechanism that is provided by `w3.eth.sign()`.

```
>>> from web3.auto import w3
>>> from eth_account.messages import encode_defunct

>>> msg = "ISF"
>>> private_key = b"\xb2\\\xb3\x1f\xee\xd9\x12'\xbf\t9\xdcv\x9a\x96VK-
↳\xe4\xc4rm\x03[6\xec\xf1\xe5\xb3d"
>>> message = encode_defunct(text=msg)
>>> signed_message = w3.eth.account.sign_message(message, private_key=private_key)
>>> signed_message
AttrDict({'messageHash': HexBytes(
↳'0x1476abb745d423bf09273f1afd887d951181d25adc66c4834a70491911b7f750'),
'r': 104389933075820307925104709181714897380569894203213074526835978196648170704563,
's': 28205917190874851400050446352651915501321657673772411533993420917949420456142,
'v': 28,
'signature': HexBytes(
↳'0xe6ca9bba58c88611fad66a6ce8f996908195593807c4b38bd528d2cff09d4eb33e5bfbbf4d3e39b1a2fd816a7680c19
↳')})
```

1.15.6 Verify a Message

With the original message text and a signature:

```
>>> message = encode_defunct(text="ISF")
>>> w3.eth.account.recover_message(message, signature=signed_message.signature)
'0x5ce9454909639D2D17A3F753ce7d93fa0b9aB12E'
```

1.15.7 Verify a Message from message hash

Sometimes, for historical reasons, you don't have the original message, all you have is the prefixed & hashed message. To verify it, use:

Caution: This method is deprecated, only having a hash typically indicates that you're using some old kind of mechanism. Expect this method to go away in the next major version upgrade.

```
>>> message_hash = '0x1476abb745d423bf09273f1afd887d951181d25adc66c4834a70491911b7f750
↳ '
>>> signature =
↳ '0xe6ca9bba58c88611fad66a6ce8f996908195593807c4b38bd528d2cff09d4eb33e5bfbbf4d3e39b1a2fd816a7680c19
↳ '
>>> w3.eth.account.recoverHash(message_hash, signature=signature)
'0x5ce9454909639D2D17A3F753ce7d93fa0b9aB12E'
```

1.15.8 Prepare message for ecrecover in Solidity

Let's say you want a contract to validate a signed message, like if you're making payment channels, and you want to validate the value in Remix or web3.js.

You might have produced the signed_message locally, as in *Sign a Message*. If so, this will prepare it for Solidity:

```
>>> from web3 import Web3

# ecrecover in Solidity expects v as a native uint8, but r and s as left-padded_
↳ bytes32
# Remix / web3.js expect r and s to be encoded to hex
# This convenience method will do the pad & hex for us:
>>> def to_32byte_hex(val):
...     return Web3.toHex(Web3.toBytes(val).rjust(32, b'\0'))

>>> ec_recover_args = (msghash, v, r, s) = (
...     Web3.toHex(signed_message.messageHash),
...     signed_message.v,
...     to_32byte_hex(signed_message.r),
...     to_32byte_hex(signed_message.s),
... )
>>> ec_recover_args
('0x1476abb745d423bf09273f1afd887d951181d25adc66c4834a70491911b7f750',
28,
'0xe6ca9bba58c88611fad66a6ce8f996908195593807c4b38bd528d2cff09d4eb3',
'0x3e5bfbbf4d3e39b1a2fd816a7680c19ebef3a141b239934ad43cb33fcec8ce')
```

Instead, you might have received a message and a signature encoded to hex. Then this will prepare it for Solidity:

```
>>> from web3 import Web3
>>> from eth_account.messages import encode_defunct, _hash_eip191_message

>>> hex_message = '0x49e299a55346'
>>> hex_signature =
↳ '0xe6ca9bba58c88611fad66a6ce8f996908195593807c4b38bd528d2cff09d4eb33e5bfbbf4d3e39b1a2fd816a7680c19
↳ '

# ecrecover in Solidity expects an encoded version of the message

# - encode the message
>>> message = encode_defunct(hexstr=hex_message)
```

(continues on next page)

(continued from previous page)

```

# - hash the message explicitly
>>> message_hash = _hash_eip191_message(message)

# Remix / web3.js expect the message hash to be encoded to a hex string
>>> hex_message_hash = Web3.toHex(message_hash)

# ecrecover in Solidity expects the signature to be split into v as a uint8,
#   and r, s as a bytes32
# Remix / web3.js expect r and s to be encoded to hex
>>> sig = Web3.toBytes(hexstr=hex_signature)
>>> v, hex_r, hex_s = Web3.toInt(sig[-1]), Web3.toHex(sig[:32]), Web3.
↳toHex(sig[32:64])

# ecrecover in Solidity takes the arguments in order = (msghash, v, r, s)
>>> ec_recover_args = (hex_message_hash, v, hex_r, hex_s)
>>> ec_recover_args
('0x1476abb745d423bf09273f1afd887d951181d25adc66c4834a70491911b7f750',
 28,
 '0xe6ca9bba58c88611fad66a6ce8f996908195593807c4b38bd528d2cff09d4eb3',
 '0x3e5bfbfbf4d3e39b1a2fd816a7680c19ebef3a141b239934ad43cb33fcec8ce')

```

1.15.9 Verify a message with ecrecover in Solidity

Create a simple ecrecover contract in [Remix](#):

```

pragma solidity ^0.4.19;

contract Recover {
  function ecr (bytes32 msggh, uint8 v, bytes32 r, bytes32 s) public pure
  returns (address sender) {
    return ecrecover(msggh, v, r, s);
  }
}

```

Then call `ecr` with these arguments from *Prepare message for ecrecover in Solidity* in [Remix](#), `"0x1476abb745d423bf09273f1afd887d951181d25adc66c4834a70491911b7f750"`, `28`, `"0xe6ca9bba58c88611fad66a6ce8f996908195593807c4b38bd528d2cff09d4eb3"`, `"0x3e5bfbfbf4d3e39b1a2fd816a7680c19ebef3a141b239934ad43cb33fcec8ce"`

The message is verified, because we get the correct sender of the message back in response: `0x5ce9454909639d2d17a3f753ce7d93fa0b9ab12e`.

1.15.10 Sign a Transaction

Create a transaction, sign it locally, and then send it to your node for broadcasting, with `sendRawTransaction()`.

```

>>> transaction = {
...   'to': '0xF0109fC8DF283027b6285cc889F5aA624EaC1F55',
...   'value': 1000000000,
...   'gas': 2000000,
...   'gasPrice': 234567897654321,
...   'nonce': 0,
...   'chainId': 1
... }

```

(continues on next page)

(continued from previous page)

```

>>> key = '0x4c0883a69102937d6231471b5dbb6204fe5129617082792ae468d01a3f362318'
>>> signed = w3.eth.account.sign_transaction(transaction, key)
>>> signed.rawTransaction
HexBytes(
↳ '0xf86a8086d55698372431831e848094f0109fc8df283027b6285cc889f5aa624eac1f55843b9aca008025a009ebb6ca0
↳ ')
>>> signed.hash
HexBytes('0xd8f64a42b57be0d565f385378db2f6bf324ce14a594afc05de90436e9ce01f60')
>>> signed.r
4487286261793418179817841024889747115779324305375823110249149479905075174044
>>> signed.s
30785525769477805655994251009256770582792548537338581640010273753578382951464
>>> signed.v
37

# When you run sendRawTransaction, you get back the hash of the transaction:
>>> w3.eth.sendRawTransaction(signed.rawTransaction)
'0xd8f64a42b57be0d565f385378db2f6bf324ce14a594afc05de90436e9ce01f60'

```

1.15.11 Sign a Contract Transaction

To sign a transaction locally that will invoke a smart contract:

1. Initialize your *Contract* object
2. Build the transaction
3. Sign the transaction, with `w3.eth.account.sign_transaction()`
4. Broadcast the transaction with `sendRawTransaction()`

```

# When running locally, execute the statements found in the file linked below to load
↳ the EIP20_ABI variable.
# See: https://github.com/carver/ethtoken.py/blob/v0.0.1-alpha.4/ethtoken/abi.py

>>> from web3.auto import w3

>>> unicorns = w3.eth.contract(address="0xfB6916095ca1df60bB79Ce92cE3Ea74c37c5d359",
↳ abi=EIP20_ABI)

>>> nonce = w3.eth.getTransactionCount('0x5ce9454909639D2D17A3F753ce7d93fa0b9aB12E')

# Build a transaction that invokes this contract's function, called transfer
>>> unicorn_txn = unicorns.functions.transfer(
...     '0xfB6916095ca1df60bB79Ce92cE3Ea74c37c5d359',
...     1,
... ).buildTransaction({
...     'chainId': 1,
...     'gas': 70000,
...     'gasPrice': w3.toWei('1', 'gwei'),
...     'nonce': nonce,
... })

>>> unicorn_txn
{'value': 0,
 'chainId': 1,

```

(continues on next page)

1.16.1 Methods

The following methods are available on the `web3.pm` namespace.

class `web3.pm.PM` (*web3: Web3*)

The PM module will work with any subclass of `ERC1319Registry`, tailored to a particular implementation of `ERC1319`, set as its `registry` attribute.

get_package_from_manifest (*manifest: NewType.<locals>.new_type*) → `ethpm.package.Package`
Returns a `Package` instance built with the given manifest.

- **Parameters:**

- `manifest`: A dict representing a valid manifest

get_package_from_uri (*manifest_uri: NewType.<locals>.new_type*) → `ethpm.package.Package`
Returns a `Package` instance built with the Manifest stored at the URI. If you want to use a specific IPFS backend, set `ETHPM_IPFS_BACKEND_CLASS` to your desired backend. Defaults to Infura IPFS backend.

- **Parameters:**

- `uri`: Must be a valid content-addressed URI

get_local_package (*package_name: str, ethpm_dir: pathlib.Path = None*) → `ethpm.package.Package`
Returns a `Package` instance built with the Manifest found at the package name in your local `ethpm_dir`.

- **Parameters:**

- `package_name`: Must be the name of a package installed locally.
- `ethpm_dir`: Path pointing to the target ethpm directory (optional).

set_registry (*address: Union[NewType.<locals>.new_type, NewType.<locals>.new_type, NewType.<locals>.new_type]*) → `None`

Sets the current registry used in `web3.pm` functions that read/write to an on-chain registry. This method accepts checksummed/canonical addresses or ENS names. Addresses must point to an on-chain instance of an `ERC1319` registry implementation.

To use an ENS domain as the address, make sure a valid ENS instance set as `web3.ens`.

- **Parameters:**

- `address`: Address of on-chain Registry.

deploy_and_set_registry () → `NewType.<locals>.new_type`

Returns the address of a freshly deployed instance of `SimpleRegistry` and sets the newly deployed registry as the active registry on `web3.pm.registry`.

To tie your registry to an ENS name, use `web3`'s ENS module, ie.

```
w3.ens.setup_address(ens_name, w3.pm.registry.address)
```

release_package (*package_name: str, version: str, manifest_uri: NewType.<locals>.new_type*) → `bytes`

Returns the release id generated by releasing a package on the current registry. Requires `web3.PM` to have a registry set. Requires `web3.eth.defaultAccount` to be the registry owner.

- **Parameters:**

- `package_name`: Must be a valid package name, matching the given manifest.
- `version`: Must be a valid package version, matching the given manifest.
- `manifest_uri`: Must be a valid content-addressed URI. Currently, only IPFS and Github content-addressed URIs are supported.

get_all_package_names () → Iterable[str]

Returns a tuple containing all the package names available on the current registry.

get_package_count () → int

Returns the number of packages available on the current registry.

get_release_count (*package_name: str*) → int

Returns the number of releases of the given package name available on the current registry.

get_release_id (*package_name: str, version: str*) → bytes

Returns the 32 byte identifier of a release for the given package name and version, if they are available on the current registry.

get_all_package_releases (*package_name: str*) → Iterable[Tuple[str, str]]

Returns a tuple of release data (`version`, `manifest_uri`) for every release of the given package name available on the current registry.

get_release_id_data (*release_id: bytes*) → web3.pm.ReleaseData

Returns (`package_name`, `version`, `manifest_uri`) associated with the given release id, *if* it is available on the current registry.

- **Parameters:**

- `release_id`: 32 byte release identifier

get_release_data (*package_name: str, version: str*) → web3.pm.ReleaseData

Returns (`package_name`, `version`, `manifest_uri`) associated with the given package name and version, *if* they are published to the currently set registry.

- **Parameters:**

- `name`: Must be a valid package name.
- `version`: Must be a valid package version.

get_package (*package_name: str, version: str*) → ethpm.package.Package

Returns a `Package` instance, generated by the `manifest_uri` associated with the given package name and version, if they are published to the currently set registry.

- **Parameters:**

- `name`: Must be a valid package name.
- `version`: Must be a valid package version.

class web3.pm.ERC1319Registry (*address: NewType.<locals>.new_type, w3: web3.main.Web3*)

The `ERC1319Registry` class is a base class for all registry implementations to inherit from. It defines the methods specified in [ERC 1319](#). All of these methods are prefixed with an underscore, since they are not intended to be accessed directly, but rather through the methods on `web3.pm`. They are unlikely to change, but must be implemented in a `ERC1319Registry` subclass in order to be compatible with the `PM` module. Any custom methods (eg. not defined in `ERC1319`) in a subclass should *not* be prefixed with an underscore.

All of these methods must be implemented in any subclass in order to work with `web3.pm.PM`. Any implementation specific logic should be handled in a subclass.

`__init__` (*address: NewType.<locals>.new_type, w3: web3.main.Web3*) → None

Initializes the class with the on-chain address of the registry, and a web3 instance connected to the chain where the registry can be found.

Must set the following properties...

- `self.registry`: A `web3.contract` instance of the target registry.
- `self.address`: The address of the target registry.
- `self.w3`: The `web3` instance connected to the chain where the registry can be found.

`__release` (*package_name: str, version: str, manifest_uri: str*) → bytes

Returns the releaseId created by successfully adding a release to the registry.

• **Parameters:**

- `package_name`: Valid package name according the spec.
- `version`: Version identifier string, can conform to any versioning scheme.
- `manifest_uri`: URI location of a manifest which details the release contents

`__get_package_name` (*package_id: bytes*) → str

Returns the package name associated with the given package id, if the package id exists on the connected registry.

• **Parameters:**

- `package_id`: 32 byte package identifier.

`__get_all_package_ids` () → Iterable[bytes]

Returns a tuple containing all of the package ids found on the connected registry.

`__get_release_id` (*package_name: str, version: str*) → bytes

Returns the 32 bytes release id associated with the given package name and version, if the release exists on the connected registry.

• **Parameters:**

- `package_name`: Valid package name according the spec.
- `version`: Version identifier string, can conform to any versioning scheme.

`__get_all_release_ids` (*package_name: str*) → Iterable[bytes]

Returns a tuple containing all of the release ids belonging to the given package name, if the package has releases on the connected registry.

• **Parameters:**

- `package_name`: Valid package name according the spec.

`__get_release_data` (*release_id: bytes*) → web3.pm.ReleaseData

Returns a tuple containing (package_name, version, manifest_uri) for the given release id, if the release exists on the connected registry.

• **Parameters:**

- `release_id`: 32 byte release identifier.

`__generate_release_id` (*package_name: str, version: str*) → bytes

Returns the 32 byte release identifier that *would* be associated with the given package name and version according to the registry's hashing mechanism. The release *does not* have to exist on the connected registry.

• **Parameters:**

- `package_name`: Valid package name according the spec.

- `version`: Version identifier string, can conform to any versioning scheme.

`_num_package_ids()` → int

Returns the number of packages that exist on the connected registry.

`_num_release_ids(package_name: str)` → int

Returns the number of releases found on the connected registry, that belong to the given package name.

- **Parameters:**

- `package_name`: Valid package name according the spec.

1.16.2 Creating your own Registry class

If you want to implement your own registry and use it with `web3.pm`, you must create a subclass that inherits from `ERC1319Registry`, and implements all the [ERC 1319 standard methods](#) prefixed with an underscore in `ERC1319Registry`. Then, you have to manually set it as the `registry` attribute on `web3.pm`.

```
custom_registry = CustomRegistryClass(address, w3)
w3.pm.registry = custom_registry
```

One reason a user might want to create their own Registry class is if they build a custom Package Registry smart contract that has features beyond those specified in [ERC 1319](#). For example, the ability to delete a release or some micropayment feature. Rather than accessing those functions directly on the contract instance, they can create a custom `ERC1319Registry` subclass to easily call both the standard & custom methods.

1.17 Net API

class `web3.net.Net`

The `web3.net` object exposes methods to interact with the RPC APIs under the `net_` namespace.

1.17.1 Properties

The following properties are available on the `web3.net` namespace.

`Net.chainId(self)`

This method is deprecated as of EIP 1474.

`Net.version(self)`

- Delegates to `net_version` RPC Method

Returns the current network chainId/version.

```
>>> web3.net.version
1
```

1.18 Miner API

The `web3.geth.miner` object exposes methods to interact with the RPC APIs under the `miner_` namespace that are supported by the Geth client.

1.18.1 Methods

The following methods are available on the `web3.geth.miner` namespace.

`GethMiner.make_dag(number)`

- Delegates to `miner_makeDag` RPC Method

Generate the DAG for the given block number.

```
>>> web3.geth.miner.make_dag(10000)
```

`GethMiner.makeDAG(number)`

Warning: Deprecated: This method is deprecated in favor of `make_dag()`

`GethMiner.set_extra(extra)`

- Delegates to `miner_setExtra` RPC Method

Set the 32 byte value `extra` as the extra data that will be included when this node mines a block.

```
>>> web3.geth.miner.set_extra('abcdefghijklmnopqrstuvxyzABCDEFGH')
```

`GethMiner.setExtra(extra)`

Warning: Deprecated: This method is deprecated in favor of `set_extra()`

`GethMiner.set_gas_price(gas_price)`

- Delegates to `miner_setGasPrice` RPC Method

Sets the minimum accepted gas price that this node will accept when mining transactions. Any transactions with a gas price below this value will be ignored.

```
>>> web3.geth.miner.set_gas_price(1999999999)
```

`GethMiner.setGasPrice(gas_price)`

Warning: Deprecated: This method is deprecated in favor of `set_gas_price()`

`GethMiner.start(num_threads)`

- Delegates to `miner_start` RPC Method

Start the CPU mining process using the given number of threads.

```
>>> web3.geth.miner.start(2)
```

`GethMiner.stop()`

- Delegates to `miner_stop` RPC Method

Stop the CPU mining operation

```
>>> web3.geth.miner.stop()
```

GethMiner.**start_auto_dag**()

- Delegates to miner_startAutoDag RPC Method

Enable automatic DAG generation.

```
>>> web3.geth.miner.start_auto_dag()
```

GethMiner.**startAutoDag**()

Warning: Deprecated: This method is deprecated in favor of `start_auto_dag()`

GethMiner.**stop_auto_dag**()

- Delegates to miner_stopAutoDag RPC Method

Disable automatic DAG generation.

```
>>> web3.geth.miner.stop_auto_dag()
```

GethMiner.**stopAutoDag**()

Warning: Deprecated: This method is deprecated in favor of `stop_auto_dag()`

1.19 Geth API

The `web3.geth` object exposes modules that enable you to interact with the JSON-RPC endpoints supported by [Geth](#) that are not defined in the standard set of Ethereum JSONRPC endpoints according to [EIP 1474](#).

1.19.1 GethAdmin API

The following methods are available on the `web3.geth.admin` namespace.

The `web3.geth.admin` object exposes methods to interact with the RPC APIs under the `admin_` namespace that are supported by the Geth client.

`web3.geth.admin.datadir()`

- Delegates to `admin_datadir` RPC Method

Returns the system path of the node's data directory.

```
>>> web3.geth.admin.datadir()
'/Users/piper/Library/Ethereum'
```

`web3.geth.admin.node_info()`

- Delegates to `admin_nodeInfo` RPC Method

Returns information about the currently running node.

```
>>> web3.geth.admin.node_info()
{
  'enode': 'enode://
↪e54eebad24dce1f6d246bea455ffa756d97801582420b9ed681a2ea84bf376d0bd87ae8dd6dc06cdeb862a2ca89ecab
↪',
  'id':
↪'e54eebad24dce1f6d246bea455ffa756d97801582420b9ed681a2ea84bf376d0bd87ae8dd6dc06cdeb862a2ca89eca
↪',
  'ip': ':::',
  'listenAddr': '[:,]:30303',
  'name': 'Geth/v1.4.11-stable-fed692f6/darwin/go1.7',
  'ports': {'discovery': 30303, 'listener': 30303},
  'protocols': {
    'eth': {
      'difficulty': 57631175724744612603,
      'genesis':
↪'0xd4e56740f876aef8c010b86a40d5f56745a118d0906a34e69aec8c0db1cb8fa3',
      'head':
↪'0xaaef6b9dd0d34088915f4c62b6c166379da2ad250a88f76955508f7cc81fb796',
      'network': 1,
    },
  },
}
```

web3.geth.admin.**nodeInfo**()

Warning: Deprecated: This method is deprecated in favor of `node_info()`

web3.geth.admin.**peers**()

- Delegates to `admin_peers` RPC Method

Returns the current peers the node is connected to.

```
>>> web3.geth.admin.peers()
[
  {
    'caps': ['eth/63'],
    'id':
↪'146e8e3e2460f1e18939a5da37c4a79f149c8b9837240d49c7d94c122f30064e07e4a42ae2c2992d0f8e7e6f68a30
↪',
    'name': 'Geth/v1.4.10-stable/windows/go1.6.2',
    'network': {
      'localAddress': '10.0.3.115:64478',
      'remoteAddress': '72.208.167.127:30303',
    },
    'protocols': {
      'eth': {
        'difficulty': 17179869184,
        'head':
↪'0xd4e56740f876aef8c010b86a40d5f56745a118d0906a34e69aec8c0db1cb8fa3',
        'version': 63,
      },
    },
  }
]
```

(continues on next page)

(continued from previous page)

```

    },
    {
      'caps': ['eth/62', 'eth/63'],
      'id':
↪ '76cb6cd3354be081923a90dfd4cda40aa78b307cc3cf4d5733dc32cc171d00f7c08356e9eb2ea47eab5aad7a15a34
↪ ',
      'name': 'Geth/v1.4.10-stable-5f55d95a/linux/go1.5.1',
      'network': {
        'localAddress': '10.0.3.115:64784',
        'remoteAddress': '60.205.92.119:30303',
      },
      'protocols': {
        'eth': {
          'difficulty': 57631175724744612603,
          'head':
↪ '0xaaef6b9dd0d34088915f4c62b6c166379da2ad250a88f76955508f7cc81fb796',
          'version': 63,
        },
      },
    },
    ...
  ]

```

web3.geth.admin.**add_peer** (*node_url*)

- Delegates to admin_addPeer RPC Method

Requests adding a new remote node to the list of tracked static nodes.

```

>>> web3.geth.admin.add_peer('enode://
↪ e54eebad24dce1f6d246bea455ffa756d97801582420b9ed681a2ea84bf376d0bd87ae8dd6dc06cdb862a2ca89ecab
↪ 71.255.237:30303')
True

```

web3.geth.admin.**addPeer** (*node_url*)

Warning: Deprecated: This method is deprecated in favor of `add_peer()`

web3.geth.admin.**setSolc** (*solc_path*)

Warning: This method has been removed from Geth

web3.geth.admin.**start_rpc** (*host='localhost', port='8545', cors='', apis='eth, net, web3'*)

- Delegates to admin_startRPC RPC Method

Starts the HTTP based JSON RPC API webserver on the specified `host` and `port`, with the `rpccorsdomain` set to the provided `cors` value and with the APIs specified by `apis` enabled. Returns boolean as to whether the server was successfully started.

```

>>> web3.geth.admin.start_rpc()
True

```

```
web3.geth.admin.startRPC (host='localhost', port='8545', cors="", apis="eth, net, web3")
```

Warning: Deprecated: This method is deprecated in favor of `start_rpc()`

```
web3.geth.admin.start_ws (host='localhost', port='8546', cors="", apis="eth, net, web3")
```

- Delegates to `admin_startWS` RPC Method

Starts the Websocket based JSON RPC API webserver on the specified `host` and `port`, with the `rpccorsdomain` set to the provided `cors` value and with the APIs specified by `apis` enabled. Returns boolean as to whether the server was successfully started.

```
>>> web3.geth.admin.start_ws ()
True
```

```
web3.geth.admin.startWS (host='localhost', port='8546', cors="", apis="eth, net, web3")
```

Warning: Deprecated: This method is deprecated in favor of `start_ws()`

```
web3.geth.admin.stop_rpc ()
```

- Delegates to `admin_stopRPC` RPC Method

Stops the HTTP based JSON RPC server.

```
>>> web3.geth.admin.stop_rpc ()
True
```

```
web3.geth.admin.stopRPC ()
```

Warning: Deprecated: This method is deprecated in favor of `stop_rpc()`

```
web3.geth.admin.stop_ws ()
```

- Delegates to `admin_stopWS` RPC Method

Stops the Websocket based JSON RPC server.

```
>>> web3.geth.admin.stop_ws ()
True
```

```
web3.geth.admin.stopWS ()
```

Warning: Deprecated: This method is deprecated in favor of `stop_ws()`

1.19.2 GethPersonal API

The following methods are available on the `web3.geth.personal` namespace.

`web3.geth.personal.listAccounts()`

- Delegates to `personal_listAccounts` RPC Method

Returns the list of known accounts.

```
>>> web3.geth.personal.listAccounts()
['0xd3CdA913deB6f67967B99D67aCDFa1712C293601']
```

`web3.geth.personal.importRawKey(self, private_key, passphrase)`

- Delegates to `personal_importRawKey` RPC Method

Adds the given `private_key` to the node's keychain, encrypted with the given `passphrase`. Returns the address of the imported account.

```
>>> web3.geth.personal.importRawKey(some_private_key, 'the-passphrase')
'0xd3CdA913deB6f67967B99D67aCDFa1712C293601'
```

`web3.geth.personal.newAccount(self, password)`

- Delegates to `personal_newAccount` RPC Method

Generates a new account in the node's keychain encrypted with the given `passphrase`. Returns the address of the created account.

```
>>> web3.geth.personal.newAccount('the-passphrase')
'0xd3CdA913deB6f67967B99D67aCDFa1712C293601'
```

`web3.geth.personal.lockAccount(self, account)`

- Delegates to `personal_lockAccount` RPC Method

Locks the given account.

```
>>> web3.geth.personal.lockAccount('0xd3CdA913deB6f67967B99D67aCDFa1712C293601')
```

`web3.geth.personal.unlockAccount(self, account, passphrase, duration=None)`

- Delegates to `personal_unlockAccount` RPC Method

Unlocks the given account for `duration` seconds. If `duration` is `None` then the account will remain unlocked for 300 seconds (which is current default by Geth v1.9.5), if `duration` is set to 0, the account will remain unlocked indefinitely. Returns boolean as to whether the account was successfully unlocked.

```
>>> web3.geth.personal.unlockAccount('0xd3CdA913deB6f67967B99D67aCDFa1712C293601',
↳ 'wrong-passphrase')
False
>>> web3.geth.personal.unlockAccount('0xd3CdA913deB6f67967B99D67aCDFa1712C293601',
↳ 'the-passphrase')
True
```

`web3.geth.personal.sendTransaction(self, transaction, passphrase)`

- Delegates to `personal_sendTransaction` RPC Method

Sends the transaction.

1.19.3 GethTxPool API

The `web3.geth.txpool` object exposes methods to interact with the RPC APIs under the `txpool_` namespace. These methods are only exposed under the `geth` namespace since they are not standard nor supported in Parity.

The following methods are available on the `web3.geth.txpool` namespace.

`TxPool.inspect()`

- Delegates to `txpool_inspect` RPC Method

Returns a textual summary of all transactions currently pending for including in the next block(s) as well as ones that are scheduled for future execution.

```
>>> web3.geth.txpool.inspect()
{
  'pending': {
    '0x26588a9301b0428d95e6Fc3A5024fcE8BEc12D51': {
      31813: ["0x3375Ee30428b2A71c428afa5E89e427905F95F7e: 0 wei + 500000 ×
↳20000000000 gas"]
    },
    '0x2a65Aca4D5fC5B5C859090a6c34d164135398226': {
      563662: ["0x958c1Fa64B34db746925c6F8a3Dd81128e40355E:
↳1051546810000000000 wei + 90000 × 20000000000 gas"],
      563663: ["0x77517B1491a0299A44d668473411676f94e97E34:
↳1051190740000000000 wei + 90000 × 20000000000 gas"],
      563664: ["0x3E2A7Fe169c8F8eee251BB00d9fb6d304cE07d3A:
↳1050828950000000000 wei + 90000 × 20000000000 gas"],
      563665: ["0xAF6c4695da477F8C663eA2D8B768Ad82Cb6A8522:
↳1050544770000000000 wei + 90000 × 20000000000 gas"],
      563666: ["0x139B148094C50F4d20b01cAf21B85eDb711574dB:
↳1048598530000000000 wei + 90000 × 20000000000 gas"],
      563667: ["0x48B3Bd66770b0D1EeceFCe090daFeE36257538aE:
↳1048367260000000000 wei + 90000 × 20000000000 gas"],
      563668: ["0x468569500925D53e06Dd0993014aD166fD7Dd381:
↳1048126690000000000 wei + 90000 × 20000000000 gas"],
      563669: ["0x3DcB4C90477a4b8Ff7190b79b524773CbE3bE661:
↳1047965690000000000 wei + 90000 × 20000000000 gas"],
      563670: ["0x6DfeF5BC94b031407FFe71ae8076CA0FbF190963:
↳1047859050000000000 wei + 90000 × 20000000000 gas"]
    },
    '0x9174E688d7dE157C5C0583Df424EAAB2676aC162': {
      3: ["0xBB9bc244D798123fDe783fCc1C72d3Bb8C189413: 3000000000000000000
↳wei + 85000 × 21000000000 gas"]
    },
    '0xb18F9d01323e150096650ab989CfecD39D757Aec': {
      777: ["0xcD79c72690750F079ae6AB6ccd7e7aEDC03c7720: 0 wei + 100000 ×
↳20000000000 gas"]
    },
    '0xB2916C870Cf66967B6510B76c07E9d13a5D23514': {
      2: ["0x576f25199D60982A8f31A8DfF4da8aCB982e6ABa: 2600000000000000000
↳wei + 90000 × 20000000000 gas"]
    },
    '0xBc0CA4f217E052753614d6B019948824d0d8688B': {
      0: ["0x2910543Af39abA0Cd09dBb2D50200b3E800A63D2: 1000000000000000000
↳wei + 50000 × 1171602790622 gas"]
    },
    '0xea674fdde714fd979de3edf0f56aa9716b898ec8': {
      70148: ["0xe39c55ead9f997f7fa20ebe40fb4649943d7db66:
↳1000767667434026200 wei + 90000 × 20000000000 gas"]
    }
  }
}
```

(continues on next page)

(continued from previous page)

```

    }
    },
    'queued': {
      '0x0F6000De1578619320aBA5e392706b131FB1dE6f': {
        6: ["0x8383534d0bcd0186d326C993031311c0Ac0D9B2d: 90000000000000000000
↳wei + 21000 × 20000000000 gas"]
      },
      '0x5b30608c678e1ac464A8994C3B33E5CdF3497112': {
        6: ["0x9773547e27f8303C87089dc42D9288aa2B9d8F06: 50000000000000000000
↳wei + 90000 × 50000000000 gas"]
      },
      '0x976A3Fc5d6f7d259EBfb4cc2Ae75115475E9867C': {
        3: ["0x346FB27dE7E7370008f5da379f74dd49F5f2F80F: 140000000000000000 wei
↳+ 90000 × 20000000000 gas"]
      },
      '0x9B11bF0459b0c4b2f87f8CEBca4cfc26f294B63A': {
        2: ["0x24a461f25eE6a318BDef7F33De634A67bb67Ac9D: 17000000000000000000
↳wei + 90000 × 50000000000 gas"],
        6: ["0x6368f3f8c2B42435D6C136757382E4A59436a681: 1799000000000000000000
↳wei + 90000 × 20000000000 gas", "0x8db7b4e0ecb095fbd01dffa62010801296a9ac78:
↳16998950000000000000 wei + 90000 × 20000000000 gas"],
        7: ["0x6368f3f8c2B42435D6C136757382E4A59436a681: 1790000000000000000000
↳wei + 90000 × 20000000000 gas"]
      }
    }
  }
}

```

TxPool.status()

- Delegates to txpool_status RPC Method

Returns a textual summary of all transactions currently pending for including in the next block(s) as well as ones that are scheduled for future execution.

```

{
  pending: 10,
  queued: 7,
}

```

TxPool.content()

- Delegates to txpool_content RPC Method

Returns the exact details of all transactions that are pending or queued.

```

>>> web3.geth.txpool.content()
{
  'pending': {
    '0x0216D5032f356960Cd3749C31Ab34eEFF21B3395': {
      806: [{
        'blockHash':
↳"0x0000000000000000000000000000000000000000000000000000000000000000",
        'blockNumber': None,
        'from': "0x0216D5032f356960Cd3749C31Ab34eEFF21B3395",
        'gas': "0x5208",
        'gasPrice': "0xba43b7400",
        'hash':
↳"0xaf953a2d01f55cfe080c0c94150a60105e8ac3d51153058a1f03dd239dd08586",

```

(continues on next page)

(continued from previous page)

```

    'to': "0x24a461f25eE6a318BDef7F33De634A67bb67Ac9D",
    'transactionIndex': None,
    'value': "0xebec21ee1da40000"
  }],
  6: [{
    'blockHash':
    ↪"0x0000000000000000000000000000000000000000000000000000000000000000",
    'blockNumber': None,
    'from': "0x9B11bF0459b0c4b2f87f8CEBca4cfc26f294B63A",
    'gas': "0x15f90",
    'gasPrice': "0x4a817c800",
    'hash':
    ↪"0xbbcd1e45eae3b859203a04be7d6e1d7b03b222ec1d66dfcc8011dd39794b147e",
    'input': "0x",
    'nonce': "0x6",
    'to': "0x6368f3f8c2B42435D6C136757382E4A59436a681",
    'transactionIndex': None,
    'value': "0xf9a951af55470000"
  }, {
    'blockHash':
    ↪"0x0000000000000000000000000000000000000000000000000000000000000000",
    'blockNumber': None,
    'from': "0x9B11bF0459b0c4b2f87f8CEBca4cfc26f294B63A",
    'gas': "0x15f90",
    'gasPrice': "0x4a817c800",
    'hash':
    ↪"0x60803251d43f072904dc3a2d6a084701cd35b4985790baaf8a8f76696041b272",
    'input': "0x",
    'nonce': "0x6",
    'to': "0x8DB7b4e0ECB095FBD01Dffa62010801296a9ac78",
    'transactionIndex': None,
    'value': "0xebe866f5f0a06000"
  }],
  }
}
}

```

1.19.4 GethShh

The `web3.geth.shh` object exposes methods to interact with the RPC APIs under the `shh_` namespace.

Full documentation for Geth-supported endpoints can be found [here](#).

Warning: The Whisper protocol is in flux, with incompatible versions supported by different major clients.

`Shh.version()`

Returns the Whisper version this node offers.

```
>>>web3.geth.shh.version()
6.0
```

`Shh.info()`

Returns the Whisper statistics for diagnostics.


```
>>>web3.geth.shh.info()
{'maxMessageSize': 1024, 'memory': 240, 'messages': 0, 'minPow': 0.2}
```

Shh.**post** (*self*, *message*)

- Creates a whisper message and injects it into the network for distribution.
- **Parameters:**
 - symKeyID: When using symmetric key encryption, holds the symmetric key ID.
 - pubKey: When using asymmetric key encryption, holds the public key.
 - ttl: Time-to-live in seconds.
 - sig (optional): ID of the signing key.
 - topic: Message topic (four bytes of arbitrary data).
 - payload: Payload to be encrypted.
 - padding (optional): Padding (byte array of arbitrary length).
 - powTime: Maximal time in seconds to be spent on proof of work.
 - powTarget: Minimal PoW target required for this message.
 - targetPeer (optional): Peer ID (for peer-to-peer message only).
- Returns True if the message was successfully sent, otherwise False

```
>>>web3.geth.shh.post({'payload': web3.toHex(text="test_payload"), 'pubKey': ↵
↵recipient_public, 'topic': '0x12340000', 'powTarget': 2.5, 'powTime': 2})
True
```

Shh.**newMessageFilter** ()

Warning: Deprecated: This method is deprecated in favor of `new_message_filter()`

Shh.**new_message_filter** (*self*, *criteria*)

- Create a new filter id. This filter id can be used with `ShhFilter` to poll for new messages that match the set of criteria.
- **Parameters:**
 - symKeyID: When using symmetric key encryption, holds the symmetric key ID.
 - privateKeyID: When using asymmetric key encryption, holds the private key ID.
 - sig: Public key of the signature.
 - minPow: Minimal PoW requirement for incoming messages.
 - topic: Array of possible topics (or partial topics).
 - allowP2P: Indicates if this filter allows processing of direct peer-to-peer messages.

```
>>>web3.geth.shh.new_message_filter({'topic': '0x12340000', 'privateKeyID': ↵
↵recipient_private})
'b37c3106cfb683e8f01b5019342399e0d1d74e9160f69b27625faba7a6738554'
```

Shh.**deleteMessageFilter**()

Warning: Deprecated: This method is deprecated in favor of `delete_message_filter()`

Shh.**delete_message_filter**(*self*, *filter_id*)

- Deletes a message filter in the node.
- Returns `True` if the filter was successfully uninstalled, otherwise `False`

```
>>>web3.geth.shh.delete_message_filter(  
↳ 'b37c3106cfb683e8f01b5019342399e0d1d74e9160f69b27625faba7a6738554')  
True
```

Shh.**getMessages**()

Warning: Deprecated: This method is deprecated in favor of `get_filter_messages()`

Shh.**get_filter_messages**(*self*, *filter_id*)

- Retrieve messages that match the filter criteria and are received between the last time this function was called and now.
- Returns all new messages since the last invocation

```
>>>web3.geth.shh.get_filter_messages(  
↳ 'b37c3106cfb683e8f01b5019342399e0d1d74e9160f69b27625faba7a6738554')  
[  
  {  
    'ttl': 50,  
    'timestamp': 1524497850,  
    'topic': HexBytes('0x13370000'),  
    'payload': HexBytes('0x74657374206d657373616765203a29'),  
    'padding': HexBytes(  
↳ '0x50ab643f1b23bc6df1b1532bb6704ad947c2453366754aade3e3597553eeb96119f4f4299834d9989dc4ecc67e6  
↳ '),  
    'pow': 6.73892030848329,  
    'hash': HexBytes(  
↳ '0x7418f8f0989655ed2f4f9b496e6b1d9be51ef9f0f5ad89f6f750b0eee268b02f'),  
    'recipientPublicKey': HexBytes(  
↳ '0x047d36c9e45fa82fcd27d35bc7d2fd41a2e41e512feec9e4b90ee4293ab12dc2cfc98250a6f5689b07650f8a5ca  
↳ ')  
  }  
]
```

Shh.**setMaxMessageSize**()

Warning: Deprecated: This method is deprecated in favor of `set_max_message_size()`

Shh.**set_max_message_size**(*self*, *size*)

- Sets the maximal message size allowed by this node. Incoming and outgoing messages with a larger size will be rejected. Whisper message size can never exceed the limit imposed by the underlying P2P protocol (10 Mb).

- Returns `True` if the filter was successfully uninstalled, otherwise `False`

```
>>>web3.geth.shh.set_max_message_size(1024)
True
```

`Shh.setMinPoW()`

Warning: Deprecated: This method is deprecated in favor of `set_min_pow()`

`Shh.set_min_pow(self, min_pow)`

- Sets the minimal PoW required by this node.
- Returns `True` if the filter was successfully uninstalled, otherwise `False`

```
>>>web3.geth.shh.set_min_pow(0.4)
True
```

`Shh.markTrustedPeer()`

Warning: Deprecated: This method is deprecated in favor of `mark_trusted_peer()`

`Shh.mark_trusted_peer(self, enode)`

- Marks specific peer trusted, which will allow it to send historic (expired) messages.
- Returns `True` if the filter was successfully uninstalled, otherwise `False`

```
>>>web3.geth.shh.mark_trusted_peer('enode://
↪d25474361659861e9e651bc728a17e807a3359ca0d344afd544ed0f11a31faecaf4d74b55db53c6670fd624f08d5c7
↪178.209.125:30379')
True
```

Asymmetric Keys

`Shh.newKeyPair()`

Warning: Deprecated: This method is deprecated in favor of `new_key_pair()`

`Shh.new_key_pair(self)`

- Generates a new cryptographic identity for the client, and injects it into the known identities for message decryption
- Returns the new key pair's identity

```
>>>web3.geth.shh.new_key_pair()
'86e658cbc6da63120b79b5eec0c67d5dcfb6865a8f983eff08932477282b77bb'
```

Shh.**addPrivateKey**()

Warning: Deprecated: This method is deprecated in favor of `add_private_key()`

Shh.**add_private_key**(*self*, *key*)

- Stores a key pair derived from a private key, and returns its ID.
- Returns the added key pair's ID

```
>>>web3.geth.shh.add_private_key(  
↪ '0x7b8190d96cd061a102e551ee36d08d4f3ca1f56fb0008ef5d70c56271d8c46d0'  
'86e658cbc6da63120b79b5eec0c67d5dcfb6865a8f983eff08932477282b77bb')
```

Shh.**deleteKeyPair**()

Warning: Deprecated: This method is deprecated in favor of `delete_key_pair()`

Shh.**delete_key_pair**(*self*, *id*)

- Deletes the specified key if it exists.
- Returns `True` if the key pair was deleted, otherwise `False`

```
>>>web3.geth.shh.delete_key_pair(  
↪ '86e658cbc6da63120b79b5eec0c67d5dcfb6865a8f983eff08932477282b77bb')  
True
```

Shh.**hasKeyPair**()

Warning: Deprecated: This method is deprecated in favor of `has_key_pair()`

Shh.**has_key_pair**(*self*, *id*)

- Checks if the whisper node has a private key of a key pair matching the given ID.
- Returns `True` if the key pair exists, otherwise `False`

```
>>>web3.geth.shh.has_key_pair(  
↪ '86e658cbc6da63120b79b5eec0c67d5dcfb6865a8f983eff08932477282b77bb')  
False
```

Shh.**getPublicKey**()

Warning: Deprecated: This method is deprecated in favor of `get_public_key()`

Shh.**get_public_key**(*self*, *id*)

- Returns the public key associated with the key pair.

```
>>>web3.geth.shh.get_public_key(
↳ '86e658cbc6da63120b79b5eec0c67d5dcfb6865a8f983eff08932477282b77bb')

↳ '0x041b0777ceb8cf8748fe0bba5e55039d650a03eb0239a909f9ee345bbbad249f2aa236a4b8f41f51bd0a97d87c0'
↳ '
```

Shh.**getPrivateKey**()

Warning: Deprecated: This method is deprecated in favor of `get_private_key()`

Shh.**get_private_key**(*self*, *id*)

- Returns the private key associated with the key pair.

```
>>>web3.geth.shh.get_private_key(
↳ '86e658cbc6da63120b79b5eec0c67d5dcfb6865a8f983eff08932477282b77bb')
↳ '0x7b8190d96cd061a102e551ee36d08d4f3ca1f56fb0008ef5d70c56271d8c46d0'
```

Symmetric Keys

Shh.**newSymKey**()

Warning: Deprecated: This method is deprecated in favor of `new_sym_key()`

Shh.**new_sym_key**(*self*)

- Generates a random symmetric key and stores it under *id*, which is then returned. Will be used in the future for session key exchange
- Returns the new key pair's identity

```
>>>web3.geth.shh.new_sym_key()
↳ '6c388d63003deb378700c9dad87f67df0247e660647d6ba1d04321bbc2f6ce0c'
```

Shh.**addSymKey**()

Warning: Deprecated: This method is deprecated in favor of `add_sym_key()`

Shh.**add_sym_key**(*self*, *key*)

- Stores the key, and returns its ID.
- Returns the new key pair's identity

```
>>>web3.geth.shh.add_sym_key(
↳ '0x58f6556e56a0d41b464a083161377c8a9c2e95156921f954f99ef97d41cebaa2')
↳ '6c388d63003deb378700c9dad87f67df0247e660647d6ba1d04321bbc2f6ce0c'
```

Shh.**generateSymKeyFromPassword**()

Warning: Deprecated: This method is deprecated in favor of `generate_sym_key_from_password()`

Shh.**generate_sym_key_from_password**(*self*)

- Generates the key from password, stores it, and returns its ID.
- Returns the new key pair's identity

```
>>>web3.geth.shh.generate_sym_key_from_password('shh secret pwd')
'6c388d63003deb378700c9dad87f67df0247e660647d6ba1d04321bbc2f6ce0c'
```

Shh.**hasSymKey**()

Warning: Deprecated: This method is deprecated in favor of `has_sym_key()`

Shh.**has_sym_key**(*self*, *id*)

- Checks if there is a symmetric key stored with the given ID.
- Returns True if the key exists, otherwise False

```
>>>web3.geth.shh.has_sym_key(
↳ '6c388d63003deb378700c9dad87f67df0247e660647d6ba1d04321bbc2f6ce0c')
False
```

Shh.**getSymKey**()

Warning: Deprecated: This method is deprecated in favor of `get_sym_key()`

Shh.**get_sym_key**(*self*, *id*)

- Returns the symmetric key associated with the given ID.
- Returns the public key associated with the key pair

```
>>>web3.geth.shh.get_sym_key(
↳ '6c388d63003deb378700c9dad87f67df0247e660647d6ba1d04321bbc2f6ce0c')
'0x58f6556e56a0d41b464a083161377c8a9c2e95156921f954f99ef97d41cebaa2'
```

Shh.**deleteSymKey**()

Warning: Deprecated: This method is deprecated in favor of `delete_sym_key()`

Shh.**delete_sym_key**(*self*, *id*)

- Deletes the symmetric key associated with the given ID.

- Returns `True` if the key pair was deleted, otherwise `False`

```
>>>web3.geth.shh.delete_sym_key(
↳ '6c388d63003deb378700c9dad87f67df0247e660647d6ba1d04321bbc2f6ce0c')
True
```

1.20 Parity API

The `web3.parity` object exposes modules that enable you to interact with the JSON-RPC endpoints supported by Parity that are not defined in the standard set of Ethereum JSONRPC endpoints according to EIP 1474.

1.20.1 ParityPersonal

The following methods are available on the `web3.parity.personal` namespace.

`web3.parity.listAccounts()`

- Delegates to `personal_listAccounts` RPC Method

Returns the list of known accounts.

```
>>> web3.parity.personal.listAccounts()
['0xd3CdA913deB6f67967B99D67aCDFa1712C293601']
```

`web3.parity.importRawKey(self, private_key, passphrase)`

- Delegates to `personal_importRawKey` RPC Method

Adds the given `private_key` to the node's keychain, encrypted with the given `passphrase`. Returns the address of the imported account.

```
>>> web3.parity.personal.importRawKey(some_private_key, 'the-passphrase')
'0xd3CdA913deB6f67967B99D67aCDFa1712C293601'
```

`web3.parity.newAccount(self, password)`

- Delegates to `personal_newAccount` RPC Method

Generates a new account in the node's keychain encrypted with the given `passphrase`. Returns the address of the created account.

```
>>> web3.parity.personal.newAccount('the-passphrase')
'0xd3CdA913deB6f67967B99D67aCDFa1712C293601'
```

`web3.parity.unlockAccount(self, account, passphrase, duration=None)`

- Delegates to `personal_unlockAccount` RPC Method

Unlocks the given account for `duration` seconds. If `duration` is `None` then the account will remain unlocked indefinitely. Returns boolean as to whether the account was successfully unlocked.

```
# Invalid call to personal_unlockAccount on Parity currently returns True, due to
↳ Parity bug
>>> web3.parity.personal.unlockAccount('0xd3CdA913deB6f67967B99D67aCDFa1712C293601
↳ ', 'wrong-passphrase')
True
```

(continues on next page)

(continued from previous page)

```
>>> web3.parity.personal.unlockAccount ('0xd3CdA913deB6f67967B99D67aCDFa1712C293601
↳', 'the-passphrase')
True
```

`web3.parity.sendTransaction` (*self*, *transaction*, *passphrase*)

- Delegates to `personal_sendTransaction` RPC Method

Sends the transaction.

`web3.parity.signTypedData` (*self*, *jsonMessage*, *account*, *passphrase*)

- Delegates to `personal_signTypedData` RPC Method

Please note that the `jsonMessage` argument is the loaded JSON Object and **NOT** the JSON String itself.

Signs the Structured Data (or Typed Data) with the passphrase of the given account

1.20.2 ParityShh

The `web3.parity.shh` object exposes methods to interact with the RPC APIs under the `shh_` namespace.

Full documentation for Parity-supported endpoints can be found [here](#).

Warning: The Whisper protocol is in flux, with incompatible versions supported by different major clients.

`Shh.info` ()

Returns the Whisper statistics for diagnostics.

```
>>> web3.parity.shh.info()
{'memory': 240, 'messages': 0, 'targetMemory': 102485760}
```

`Shh.post` (*self*, *message*)

- Creates a whisper message and injects it into the network for distribution.

- **Parameters:**

- **to:** The receiver of the message. Can be omitted for a broadcast message. Use one of the following two fields

- * `public`: The public key of the recipient.

- * `identity`: The identity of the recipient key on your local node.

- `from`: Asymmetric identity to sign the message with, or null.

- `topics`: Array of topics for the message. Should be non-empty.

- `payload`: Payload to be encrypted.

- `padding`: Optional padding. Up to $2^{24} - 1$ bytes.

- `priority`: How many milliseconds to spend doing POW.

- `tvl`: Time-to-live (in seconds) of the message before expiry.

- Returns `True` if the message was successfully sent, otherwise `False`


```
>>> web3.parity.shh.post({
    "from":
↪ "0x193f71c502feb0c181ed0b97352fdcebc621c733cd80637b2154a2a2b867a12",
    "topics": ["0x12270000"],
    "payload":
↪ "0xb10e2d527612073b26eecd717e6a320cf44b4afac2b0732d9fcbe2b7fa0cf6",
    "priority": 40,
    "ttl": 400
})
True
```

Shh.**newMessageFilter** (*self*, *criteria*)

- Return the filter ID that can be used with ShhFilter to poll for new messages that match the set of criteria.
- **Parameters:**
 - `decryptWith`: 32 bytes - Identity of key used for description. Null if listening for broadcasts.
 - `from`: 64 bytes - If present, only accept messages signed by this key.
 - `topics`: Array of possible topics (or partial topics). Should be non-empty.
- Returns the newly created filter id.

```
>>>web3.parity.shh.newMessageFilter({'topic': '0x12340000', 'privateKeyID':
↪recipient_private})
0xea7120c5408c72cfd7e0e1d2ff62df8e208d9a1f85d2ed54a4a3e1ad6daeb6f9
```

Shh.**deleteMessageFilter** (*self*, *filter_id*)

- Deletes a message filter in the node.
- Returns True if the filter was successfully uninstalled, otherwise False

```
>>>web3.parity.shh.deleteMessageFilter(
↪'0xea7120c5408c72cfd7e0e1d2ff62df8e208d9a1f85d2ed54a4a3e1ad6daeb6f9')
True
```

Shh.**getMessages** (*self*, *filter_id*)

- Retrieve messages that match the filter criteria and are received between the last time this function was called and now.
- Returns all new messages since the last invocation

```
>>>web3.parity.shh.getMessages(
↪'0xea7120c5408c72cfd7e0e1d2ff62df8e208d9a1f85d2ed54a4a3e1ad6daeb6f9')
[{'ttl': 50,
  'timestamp': 1524497850,
  'topics': HexBytes('0x13370000'),
  'payload': HexBytes('0x74657374206d657373616765203a29'),
  'padding': HexBytes(
↪'0x50ab643f1b23bc6df1b1532bb6704ad947c2453366754aade3e3597553eeb96119f4f4299834d9989dc4ecc67e6
↪'),
  'recipient': HexBytes(
↪'0x047d36c9e45fa82fcd27d35bc7d2fd41a2e41e512feec9e4b90ee4293ab12dcac'),
}]
```

Shh.**subscribe** (*self*, *filter_id*)

- Open a subscription to a filter. Subscription calls are only supported on the websocket transport.
- Returns `True` if the filter was successfully subscribed to, otherwise `False`

```
>>>web3.parity.shh.subscribe('0xea7120c5408c72cfd7e0e1d2ff62df8e208d9a1f85d2ed54a4a3e1ad6daeb6f9')
True
```

Shh.**unsubscribe** (*self*, *filter_id*)

- Close a subscribed filter.
- Returns `True` if the filter subscription was successfully closed, otherwise `False`

```
>>>web3.parity.shh.unsubscribe('0xea7120c5408c72cfd7e0e1d2ff62df8e208d9a1f85d2ed54a4a3e1ad6daeb6f9')
True
```

Asymmetric Keys

Shh.**newKeyPair** (*self*)

- Generates a new cryptographic identity for the client, and injects it into the known identities for message decryption
- Returns the new key pair's identity

```
>>>web3.parity.shh.newKeyPair()
'86e658cbc6da63120b79b5eec0c67d5dcfb6865a8f983eff08932477282b77bb'
```

Shh.**addPrivateKey** (*self*, *key*)

- Stores a key pair derived from a private key, and returns its ID.
- Returns the added key pair's ID

```
>>>web3.parity.shh.addPrivateKey(
↳ '0x7b8190d96cd061a102e551ee36d08d4f3ca1f56fb0008ef5d70c56271d8c46d0')
'86e658cbc6da63120b79b5eec0c67d5dcfb6865a8f983eff08932477282b77bb'
```

Shh.**getPublicKey** (*self*, *id*)

- Returns the public key associated with the key pair.

```
>>>web3.parity.shh.getPublicKey(
↳ '86e658cbc6da63120b79b5eec0c67d5dcfb6865a8f983eff08932477282b77bb')

↳ '0x041b0777ceb8cf8748fe0bba5e55039d650a03eb0239a909f9ee345bbbad249f2aa236a4b8f41f51bd0a97d87c0'
↳ ''
```

Shh.**getPrivateKey** (*self*, *id*)

- Returns the private key associated with the key pair.

```
>>>web3.parity.shh.getPrivateKey(
↳ '86e658cbc6da63120b79b5eec0c67d5dcfb6865a8f983eff08932477282b77bb')
'0x7b8190d96cd061a102e551ee36d08d4f3ca1f56fb0008ef5d70c56271d8c46d0'
```

Symmetric Keys

Shh.**newSymKey** (*self*)

- Generates a random symmetric key and stores it under *id*, which is then returned. Will be used in the future for session key exchange
- Returns the new key pair's identity

```
>>>web3.parity.shh.newSymKey()
'6c388d63003deb378700c9dad87f67df0247e660647d6ba1d04321bbc2f6ce0c'
```

Shh.**addSymKey** (*self*, *key*)

- Stores the key, and returns its ID.
- Returns the new key pair's identity

```
>>>web3.parity.shh.addSymKey(
↳ '0x58f6556e56a0d41b464a083161377c8a9c2e95156921f954f99ef97d41cebaa2')
'6c388d63003deb378700c9dad87f67df0247e660647d6ba1d04321bbc2f6ce0c'
```

Shh.**getSymKey** (*self*, *id*)

- Returns the symmetric key associated with the given ID.
- Returns the public key associated with the key pair

```
>>>web3.parity.shh.getSymKey(
↳ '6c388d63003deb378700c9dad87f67df0247e660647d6ba1d04321bbc2f6ce0c')
'0x58f6556e56a0d41b464a083161377c8a9c2e95156921f954f99ef97d41cebaa2'
```

Shh.**deleteKey** (*self*, *id*)

- Deletes the symmetric key associated with the given ID.
- Returns `True` if the key pair was deleted, otherwise `False`

```
>>>web3.parity.shh.deleteKey(
↳ '6c388d63003deb378700c9dad87f67df0247e660647d6ba1d04321bbc2f6ce0c')
True
```

1.21 Gas Price API

For Ethereum transactions, gas price is a delicate property. For this reason, Web3 includes an API for configuring it.

By default, Web3 will not include a `gasPrice` in the transaction as to relay this responsibility to the connected node. The Gas Price API allows you to define Web3's behaviour for populating the gas price. This is done using a "Gas Price Strategy" - a method which takes the Web3 object and a transaction dictionary and returns a gas price (denominated in wei).

1.21.1 Retrieving gas price

To retrieve the gas price using the selected strategy simply call `generateGasPrice()`

```
>>> Web3.eth.generateGasPrice()
20000000000
```

1.21.2 Creating a gas price strategy

A gas price strategy is implemented as a python method with the following signature:

```
def gas_price_strategy(web3, transaction_params=None):
    ...
```

The method must return a positive integer representing the gas price in wei.

To demonstrate, here is a rudimentary example of a gas price strategy that returns a higher gas price when the value of the transaction is higher than 1 Ether.

```
from web3 import Web3

def value_based_gas_price_strategy(web3, transaction_params):
    if transaction_params['value'] > Web3.toWei(1, 'ether'):
        return Web3.toWei(20, 'gwei')
    else:
        return Web3.toWei(5, 'gwei')
```

1.21.3 Selecting the gas price strategy

The gas price strategy can be set by calling `setGasPriceStrategy()`.

```
from web3 import Web3

def value_based_gas_price_strategy(web3, transaction_params):
    ...

w3 = Web3(...)
w3.eth.setGasPriceStrategy(value_based_gas_price_strategy)
```

1.21.4 Available gas price strategies

`web3.gas_strategies.rpc.rpc_gas_price_strategy(web3, transaction_params=None)`

Makes a call to the JSON-RPC `eth_gasPrice` method which returns the gas price configured by the connected Ethereum node.

`web3.gas_strategies.time_based.construct_time_based_gas_price_strategy(max_wait_seconds, sample_size, probability)`

Constructs a strategy which will compute a gas price such that the transaction will be mined within a number

of seconds defined by `max_wait_seconds` with a probability defined by `probability`. The gas price is computed by sampling `sample_size` of the most recently mined blocks.

- `max_wait_seconds` The desired maximum number of seconds the transaction should take to mine.
- `sample_size` The number of recent blocks to sample
- `probability` An integer representation of the desired probability that the transaction will be mined within `max_wait_seconds`. 0 means 0% and 100 means 100%.

The following ready to use versions of this strategy are available.

- `web3.gas_strategies.time_based.fast_gas_price_strategy`: Transaction mined within 60 seconds.
- `web3.gas_strategies.time_based.medium_gas_price_strategy`: Transaction mined within 5 minutes.
- `web3.gas_strategies.time_based.slow_gas_price_strategy`: Transaction mined within 1 hour.
- `web3.gas_strategies.time_based.glacial_gas_price_strategy`: Transaction mined within 24 hours.

Warning: Due to the overhead of sampling the recent blocks it is recommended that a caching solution be used to reduce the amount of chain data that needs to be re-fetched for each request.

```
from web3 import Web3, middleware
from web3.gas_strategies.time_based import medium_gas_price_strategy

w3 = Web3()
w3.eth.setGasPriceStrategy(medium_gas_price_strategy)

w3.middleware_onion.add(middleware.time_based_cache_middleware)
w3.middleware_onion.add(middleware.latest_block_based_cache_middleware)
w3.middleware_onion.add(middleware.simple_cache_middleware)
```

1.22 ENS API

Ethereum Name Service has a friendly overview.

Continue below for the detailed specs on each method and class in the `ens` module.

1.22.1 `ens.main` module

class `ens.main.ENS` (*provider*: *BaseProvider* = <object object>, *addr*: *NewType*.<locals>.new_type = *None*)

Quick access to common Ethereum Name Service functions, like getting the address for a name.

Unless otherwise specified, all addresses are assumed to be a *str* in `checksum` format, like: `"0x314159265d8dbb310642f98f50c066173c1259b"`

static `namehash` (*name*: *str*) → `hexbytes.main.HexBytes`

Generate the namehash. This is also known as the `node` in ENS contracts.

In normal operation, generating the namehash is handled behind the scenes. For advanced usage, it is a helpful utility.

This normalizes the name with `nameprep` before hashing.

Parameters `name` (*str*) – ENS name to hash

Returns the namehash

Return type `bytes`

Raises `InvalidName` – if name has invalid syntax

static `nameprep` (*name: str*) → `str`

Clean the fully qualified name, as defined in ENS EIP-137

This does *not* enforce whether name is a label or fully qualified domain.

Parameters `name` (*str*) – the dot-separated ENS name

Raises `InvalidName` – if name has invalid syntax

static `is_valid_name` (*name: str*) → `bool`

Validate whether the fully qualified name is valid, as defined in ENS EIP-137

Parameters `name` (*str*) – the dot-separated ENS name

Returns True if name is set, and `nameprep()` will not raise `InvalidName`

classmethod `fromWeb3` (*web3: Web3, addr: NewType.<locals>.new_type = None*) → `ENS`

Generate an ENS instance with web3

Parameters

- `web3` (`web3.Web3`) – to infer connection information
- `addr` (*hex-string*) – the address of the ENS registry on-chain. If not provided, ENS.py will default to the mainnet ENS registry address.

address (*name: str*) → `NewType.<locals>.new_type`

Look up the Ethereum address that *name* currently points to.

Parameters `name` (*str*) – an ENS name to look up

Raises `InvalidName` – if *name* has invalid syntax

name (*address: NewType.<locals>.new_type*) → `str`

Look up the name that the address points to, using a reverse lookup. Reverse lookup is opt-in for name owners.

Parameters `address` (*hex-string*) –

setup_address (*name: str, address: Union[NewType.<locals>.new_type, NewType.<locals>.new_type, NewType.<locals>.new_type] = <object object>, transact: TxParams = {}*) → `hexbytes.main.HexBytes`

Set up the name to point to the supplied address. The sender of the transaction must own the name, or its parent name.

Example: If the caller owns `parentname.eth` with no subdomains and calls this method with `sub.parentname.eth`, then `sub` will be created as part of this call.

Parameters

- `name` (*str*) – ENS name to set up
- `address` (*str*) – name will point to this address, in checksum format. If `None`, erase the record. If not specified, name will point to the owner's address.

- **transact** (*dict*) – the transaction configuration, like in `sendTransaction()`

Raises

- **InvalidName** – if *name* has invalid syntax
- **UnauthorizedError** – if 'from' in *transact* does not own *name*

setup_name (*name*: *str*, *address*: `NewType.<locals>.new_type = None`, *transact*: `TxParams = {}`) → `hexbytes.main.HexBytes`

Set up the address for reverse lookup, aka “caller ID”. After successful setup, the method `name()` will return *name* when supplied with *address*.

Parameters

- **name** (*str*) – ENS name that address will point to
- **address** (*str*) – to set up, in checksum format
- **transact** (*dict*) – the transaction configuration, like in `sendTransaction()`

Raises

- **AddressMismatch** – if the name does not already point to the address
- **InvalidName** – if *name* has invalid syntax
- **UnauthorizedError** – if 'from' in *transact* does not own *name*
- **UnownedName** – if no one owns *name*

owner (*name*: *str*) → `NewType.<locals>.new_type`

Get the owner of a name. Note that this may be different from the deed holder in the ‘.eth’ registrar. Learn more about the difference between deed and name ownership in the ENS [Managing Ownership docs](#)

Parameters **name** (*str*) – ENS name to look up

Returns owner address

Return type *str*

setup_owner (*name*: *str*, *new_owner*: `NewType.<locals>.new_type = <object object>`, *transact*: `TxParams = {}`) → `NewType.<locals>.new_type`

Set the owner of the supplied name to *new_owner*.

For typical scenarios, you’ll never need to call this method directly, simply call `setup_name()` or `setup_address()`. This method does *not* set up the name to point to an address.

If *new_owner* is not supplied, then this will assume you want the same owner as the parent domain.

If the caller owns `parentname.eth` with no subdomains and calls this method with `sub.parentname.eth`, then `sub` will be created as part of this call.

Parameters

- **name** (*str*) – ENS name to set up
- **new_owner** – account that will own *name*. If `None`, set owner to empty addr. If not specified, name will point to the parent domain owner’s address.
- **transact** (*dict*) – the transaction configuration, like in `sendTransaction()`

Raises

- **InvalidName** – if *name* has invalid syntax
- **UnauthorizedError** – if 'from' in *transact* does not own *name*

Returns the new owner’s address

1.22.2 ens.exceptions module

exception `ens.exceptions.AddressMismatch`

Bases: `ValueError`

In order to set up reverse resolution correctly, the ENS name should first point to the address. This exception is raised if the name does not currently point to the address.

exception `ens.exceptions.InvalidName`

Bases: `idna.core.IDNAError`

This exception is raised if the provided name does not meet the syntax standards specified in [EIP 137 name syntax](#).

For example: names may not start with a dot, or include a space.

exception `ens.exceptions.UnauthorizedError`

Bases: `Exception`

Raised if the sending account is not the owner of the name you are trying to modify. Make sure to set `from` in the `transact` keyword argument to the owner of the name.

exception `ens.exceptions.UnownedName`

Bases: `Exception`

Raised if you are trying to modify a name that no one owns.

If working on a subdomain, make sure the subdomain gets created first with `setup_address()`.

exception `ens.exceptions.BidTooLow`

Bases: `ValueError`

Raised if you bid less than the minimum amount

exception `ens.exceptions.InvalidBidHash`

Bases: `ValueError`

Raised if you supply incorrect data to generate the bid hash.

exception `ens.exceptions.InvalidLabel`

Bases: `ValueError`

Raised if you supply an invalid label

exception `ens.exceptions.OversizeTransaction`

Bases: `ValueError`

Raised if a transaction you are trying to create would cost so much gas that it could not fit in a block.

For example: when you try to start too many auctions at once.

exception `ens.exceptions.UnderfundedBid`

Bases: `ValueError`

Raised if you send less wei with your bid than you declared as your intent to bid.

1.23 ethPM

1.23.1 Overview

This is a Python implementation of the [Ethereum Smart Contract Packaging Specification](#), driven by discussions in [ERC 190](#) and [ERC 1123](#).

Py-EthPM is being built as a low-level library to help developers leverage the ethPM spec. Including ...

- Parse and validate packages.
- Construct and publish new packages.
- Provide access to contract factory classes.
- Provide access to all of a package's deployments.
- Validate package bytecode matches compilation output.
- Validate deployed bytecode matches compilation output.
- Access to package's dependencies.

1.23.2 Package

The `Package` object will function much like the `Contract` class provided by `web3`. Rather than instantiating the base class provided by `ethpm`, you will instead use a classmethod which generates a new `Package` class for a given package.

`Package` objects *must* be instantiated with a valid `web3` object.

```
>>> from ethpm import Package, ASSETS_DIR
>>> from web3 import Web3

>>> w3 = Web3(Web3.EthereumTesterProvider())
>>> owned_manifest_path = ASSETS_DIR / 'owned' / '1.0.0.json'
>>> OwnedPackage = Package.from_file(owned_manifest_path, w3)
>>> assert isinstance(OwnedPackage, Package)
```

Properties

Each `Package` exposes the following properties.

class `ethpm.Package` (*manifest: Dict[str, Any], w3: web3.main.Web3, uri: Optional[str] = None*)

`__repr__` () → str
String readable representation of the `Package`.

```
>>> OwnedPackage.__repr__()
'<Package owned==1.0.0>'
```

name
The name of this `Package`.

```
>>> OwnedPackage.name
'owned'
```

version
The package version of a `Package`.

```
>>> OwnedPackage.version
'1.0.0'
```

manifest_version
The manifest version of a `Package`.

```
>>> OwnedPackage.manifest_version
'2'
```

uri

The uri (local file_path / content-addressed URI) of a Package’s manifest.

contract_types

All contract types included in this package.

build_dependencies

Return *Dependencies* instance containing the build dependencies available on this Package. The Package class should provide access to the full dependency tree.

```
>>> owned_package.build_dependencies['zeppelin']
<ZeppelinPackage>
```

deployments

Returns a *Deployments* object containing all the deployment data and contract instances of a Package’s *contract_types*. Automatically filters deployments to only expose those available on the current Package.w3 instance.

```
package.deployments.get_instance("ContractType")
```

Package.w3

The Web3 instance currently set on this Package. The deployments available on a package are automatically filtered to only contain those belonging to the currently set w3 instance.

Package.manifest

The manifest dict used to instantiate a Package.

Methods

Each Package exposes the following methods.

class ethpm.**Package** (*manifest: Dict[str, Any], w3: web3.main.Web3, uri: Optional[str] = None*)

update_w3 (*w3: web3.main.Web3*) → ethpm.package.Package

Returns a new instance of *Package* containing the same manifest, but connected to a different web3 instance.

```
>>> new_w3 = Web3(Web3.EthereumTesterProvider())
>>> NewPackage = OwnedPackage.update_w3(new_w3)
>>> assert NewPackage.w3 == new_w3
>>> assert OwnedPackage.manifest == NewPackage.manifest
```

classmethod from_file (*file_path: pathlib.Path, w3: web3.main.Web3*) → ethpm.package.Package

Returns a *Package* instantiated by a manifest located at the provided Path. *file_path* arg must be a *pathlib.Path* instance. A valid Web3 instance is required to instantiate a *Package*.

classmethod from_uri (*uri: NewType.<locals>.new_type, w3: web3.main.Web3*) → ethpm.package.Package

Returns a *Package* object instantiated by a manifest located at a content-addressed URI. A valid Web3 instance is also required. URI schemes supported: - IPFS *ipfs://Qm...* - HTTP *https://api.github.com/repos/:owner/:repo/git/blobs/:file_sha* - Registry *erc1319://registry.eth:1/greeter?version=1.0.0*

```
OwnedPackage = Package.from_uri('ipfs://
↳QmbeVyFLSuEUxiXKwSsEjef7icpdTdA4kGG9BcrJXKNKUW', w3) # noqa: E501
```

get_contract_factory (*name: NewType.<locals>.new_type*) → ethpm.contract.LinkableContract
Return the contract factory for a given contract type, generated from the data available in Package.manifest. Contract factories are accessible from the package class.

```
Owned = OwnedPackage.get_contract_factory('owned')
```

In cases where a contract uses a library, the contract factory will have unlinked bytecode. The ethpm package ships with its own subclass of web3.contract.Contract, ethpm.contract.LinkableContract with a few extra methods and properties related to bytecode linking.

```
>>> math = owned_package.contract_factories.math
>>> math.needs_bytecode_linking
True
>>> linked_math = math.link_bytecode({'MathLib': '0x1234...'})
>>> linked_math.needs_bytecode_linking
False
```

get_contract_instance (*name: NewType.<locals>.new_type, address: NewType.<locals>.new_type*) → web3.contract.Contract
Will return a Web3.contract instance generated from the contract type data available in Package.manifest and the provided address. The provided address must be valid on the connected chain available through Package.w3.

Validation

The Package class currently verifies the following things.

- Manifests used to instantiate a Package object conform to the [EthPM V2 Manifest Specification](#) and are tightly packed, with keys sorted alphabetically.

1.23.3 LinkableContract

Py-EthPM uses a custom subclass of Web3.contract.Contract to manage contract factories and instances which might require bytecode linking. To create a deployable contract factory, both the contract type's *abi* and *deployment_bytecode* must be available in the Package's manifest.

```
>>> from eth_utils import is_address
>>> from web3 import Web3
>>> from ethpm import Package, ASSETS_DIR

>>> w3 = Web3(Web3.EthereumTesterProvider())
>>> escrow_manifest_path = ASSETS_DIR / 'escrow' / '1.0.3.json'

>>> # Try to deploy from unlinked factory
>>> EscrowPackage = Package.from_file(escrow_manifest_path, w3)
>>> EscrowFactory = EscrowPackage.get_contract_factory("Escrow")
>>> assert EscrowFactory.needs_bytecode_linking
>>> escrow_instance = EscrowFactory.constructor(w3.eth.accounts[0]).transact()
Traceback (most recent call last):
...
ethpm.exceptions.BytecodeLinkingError: Contract cannot be deployed until its bytecode_
↳is linked.
```

(continues on next page)

```

>>> # Deploy SafeSendLib
>>> SafeSendFactory = EscrowPackage.get_contract_factory("SafeSendLib")
>>> safe_send_tx_hash = SafeSendFactory.constructor().transact()
>>> safe_send_tx_receipt = w3.eth.waitForTransactionReceipt(safe_send_tx_hash)

>>> # Link Escrow factory to deployed SafeSendLib instance
>>> LinkedEscrowFactory = EscrowFactory.link_bytecode({"SafeSendLib": safe_send_tx_
↳receipt.contractAddress})
>>> assert LinkedEscrowFactory.needs_bytecode_linking is False
>>> escrow_tx_hash = LinkedEscrowFactory.constructor(w3.eth.accounts[0]).transact()
>>> escrow_tx_receipt = w3.eth.waitForTransactionReceipt(escrow_tx_hash)
>>> assert is_address(escrow_tx_receipt.contractAddress)

```

Properties

LinkableContract.unlinked_references

A list of link reference data for the deployment bytecode, if present in the manifest data used to generate a LinkableContract factory. Deployment bytecode link reference data must be present in a manifest in order to generate a factory for a contract which requires bytecode linking.

LinkableContract.linked_references

A list of link reference data for the runtime bytecode, if present in the manifest data used to generate a LinkableContract factory. If you want to use the *web3 Deployer* tool for a contract, then runtime bytecode link reference data must be present in a manifest.

LinkableContract.needs_bytecode_linking

A boolean attribute used to indicate whether a contract factory has unresolved link references, which must be resolved before a new contract instance can be deployed or instantiated at a given address.

Methods

classmethod LinkableContract.link_bytecode(attr_dict)

This method returns a newly created contract factory with the applied link references defined in the *attr_dict*. This method expects *attr_dict* to be of the type `Dict[contract_name: address]` for all link references that are unlinked.

1.23.4 URI Schemes and Backends

BaseURIBackend

Py-EthPM uses the BaseURIBackend as the parent class for all of its URI backends. To write your own backend, it must implement the following methods.

BaseURIBackend.can_resolve_uri(uri)

Return a bool indicating whether or not this backend is capable of resolving the given URI to a manifest. A content-addressed URI pointing to valid manifest is said to be capable of “resolving”.

BaseURIBackend.can_translate_uri(uri)

Return a bool indicating whether this backend class can translate the given URI to a corresponding content-addressed URI. A registry URI is said to be capable of “translating” if it points to another content-addressed URI in its respective on-chain registry.

BaseURIBackend.**fetch_uri_contents** (*uri*)

Fetch the contents stored at the provided uri, if an available backend is capable of resolving the URI. Validates that contents stored at uri match the content hash suffixing the uri.

IPFS

Py-EthPM has multiple backends available to fetch/pin files to IPFS. The desired backend can be set via the environment variable: ETHPM_IPFS_BACKEND_CLASS.

- **InfuraIPFSBackend (default)**
 - `https://ipfs.infura.io`
- **IPFSGatewayBackend (temporarily deprecated)**
 - `https://ipfs.io/ipfs/`
- **LocalIPFSBackend**
 - Connect to a local IPFS API gateway running on port 5001.
- **DummyIPFSBackend**
 - Won't pin/fetch files to an actual IPFS node, but mocks out this behavior.

BaseIPFSBackend.**pin_assets** (*file_or_directory_path*)

Pin asset(s) found at the given path and returns the pinned asset data.

HTTPS

Py-EthPM offers a backend to fetch files from Github, GithubOverHTTPSBackend.

A valid content-addressed Github URI *must* conform to the following scheme, as described in [ERC1319](#), to be used with this backend.

```
https://api.github.com/repos/:owner/:repo/git/blobs/:file_sha
```

create_content_addressed_github_uri (*uri*)

This util function will return a content-addressed URI, as defined by Github's `blob` scheme. To generate a content-addressed URI for any manifest stored on github, this function requires accepts a Github API uri that follows the following scheme.

```
https://api.github.com/repos/:owner/:repo/contents/:path/:to/manifest.json
```

```
>>> from ethpm.uri import create_content_addressed_github_uri

>>> owned_github_api_uri = "https://api.github.com/repos/ethereum/web3.py/contents/
↳ ethpm/assets/owned/1.0.1.json"
>>> content_addressed_uri = "https://api.github.com/repos/ethereum/web3.py/git/blobs/
↳ a7232a93f1e9e75d606f6c1da18aa16037e03480"

>>> actual_blob_uri = create_content_addressed_github_uri(owned_github_api_uri)
>>> assert actual_blob_uri == content_addressed_uri
```

Registry URIs

The URI to lookup a package from a registry should follow the following format. (subject to change as the Registry Contract Standard makes it's way through the EIP process)

```
scheme://address:chain_id/package-name@version
```

- URI must be a string type
- `scheme:` (required) `ethpm` or `erc1319`
- `address:` (required) Must be a valid ENS domain or a valid checksum address pointing towards a registry contract.
- `chain_id:` Chain ID of the chain on which the registry lives. Defaults to Mainnet. Supported chains include...
 - 1: Mainnet
 - 3: Ropsten
 - 4: Rinkeby
 - 5: Goerli
 - 42: Kovan
- `package-name:` Must conform to the package-name as specified in the [EthPM-Spec](#).
- `version:` The URI escaped version string, *should* conform to the [semver](#) version numbering specification.

i.e. `ethpm://packages.zeppelin.eth/owned@1.0.0` - `ethpm://0x808B53bF4D70A24bA5cb720D37A4835621A9df00:1/ethregistrar@1.0.0`

To specify a specific asset within a package, you can namespace the target asset.

i.e. `ethpm://maker.snakecharmers.eth:1/dai-dai@1.0.0/sources/token.sol` - `ethpm://maker.snakecharmers.eth:1/dai-dai@1.0.0/contract_types/DSToken/abi` - `ethpm://maker.snakecharmers.eth:1/dai-dai@1.0.0/deployments/mainnet/dai`

1.23.5 Builder

The manifest Builder is a tool designed to help construct custom manifests. The builder is still under active development, and can only handle simple use-cases for now.

To create a simple manifest

For all manifests, the following ingredients are *required*.

```
build(  
    {},  
    package_name(str),  
    version(str),  
    manifest_version(str), ...,  
)  
# Or  
build(  
    init_manifest(package_name: str, version: str, manifest_version: str="2")  
    ...,  
)
```

The builder (i.e. `build()`) expects a dict as the first argument. This dict can be empty, or populated if you want to extend an existing manifest.

```

>>> from ethpm.tools.builder import *

>>> expected_manifest = {
...     "package_name": "owned",
...     "version": "1.0.0",
...     "manifest_version": "2"
... }
>>> base_manifest = {"package_name": "owned"}
>>> built_manifest = build(
...     {},
...     package_name("owned"),
...     manifest_version("2"),
...     version("1.0.0"),
... )
>>> extended_manifest = build(
...     base_manifest,
...     manifest_version("2"),
...     version("1.0.0"),
... )
>>> assert built_manifest == expected_manifest
>>> assert extended_manifest == expected_manifest

```

With `init_manifest()`, which populates “version” with “2” (the only supported EthPM specification version), unless provided with an alternative “version”.

```

>>> build(
...     init_manifest("owned", "1.0.0"),
... )
{'package_name': 'owned', 'version': '1.0.0', 'manifest_version': '2'}

```

To return a Package

```

build(
    ...,
    as_package(w3: Web3),
)

```

By default, the manifest builder returns a dict representing the manifest. To return a `Package` instance (instantiated with the generated manifest) from the builder, add the `as_package()` builder function with a valid `web3` instance to the end of the builder.

```

>>> from ethpm import Package
>>> from web3 import Web3

>>> w3 = Web3(Web3.EthereumTesterProvider())
>>> built_package = build(
...     {},
...     package_name("owned"),
...     manifest_version("2"),
...     version("1.0.0"),
...     as_package(w3),
... )
>>> assert isinstance(built_package, Package)

```

To validate a manifest

```
build(
    ...,
    validate(),
)
```

By default, the manifest builder does *not* perform any validation that the generated fields are correctly formatted. There are two

- Return a Package, which automatically runs validation.
- Add the `validate()` function to the end of the manifest builder.

```
>>> valid_manifest = build(
...     {},
...     package_name("owned"),
...     manifest_version("2"),
...     version("1.0.0"),
...     validate(),
... )
>>> assert valid_manifest == {"package_name": "owned", "manifest_version": "2",
↪ "version": "1.0.0"}
>>> invalid_manifest = build(
...     {},
...     package_name("_InvalidPkgName"),
...     manifest_version("2"),
...     version("1.0.0"),
...     validate(),
... )
Traceback (most recent call last):
ethpm.exceptions.EthPMValidationError: Manifest invalid for schema version 2. Reason:
↪ '_InvalidPkgName' does not match '^[a-z][-a-z0-9]{0,255}$'
```

To write a manifest to disk

```
build(
    ...,
    write_to_disk(
        manifest_root_dir: Optional[Path],
        manifest_name: Optional[str],
        prettify: Optional[bool],
    ),
)
```

Writes the active manifest to disk. Will not overwrite an existing manifest with the same name and root directory.

Defaults - Writes manifest to current working directory (as returned by `os.getcwd()`) unless a `Path` is provided as `manifest_root_dir`. - Writes manifest with a filename of “<version>.json” unless desired manifest name (which must end in “.json”) is provided as `manifest_name`. - Writes the minified manifest version to disk unless `prettify` is set to `True`

```
>>> from pathlib import Path
>>> import tempfile
>>> p = Path(tempfile.mkdtemp("temp"))
>>> build(
```

(continues on next page)

(continued from previous page)

```

...     {},
...     package_name("owned"),
...     manifest_version("2"),
...     version("1.0.0"),
...     write_to_disk(manifest_root_dir=p, manifest_name="manifest.json",
↳prettify=True),
... )
{'package_name': 'owned', 'manifest_version': '2', 'version': '1.0.0'}
>>> with open(str(p / "manifest.json")) as f:
...     actual_manifest = f.read()
>>> print(actual_manifest)
{
    "manifest_version": "2",
    "package_name": "owned",
    "version": "1.0.0"
}

```

To pin a manifest to IPFS

```

build(
    ...,
    pin_to_ipfs(
        backend: BaseIPFSBackend,
        prettify: Optional[bool],
    ),
)

```

Pins the active manifest to disk. Must be the concluding function in a builder set since it returns the IPFS pin data rather than returning the manifest for further processing.

To add meta fields

```

build(
    ...,
    description(str),
    license(str),
    authors(*args: str),
    keywords(*args: str),
    links(*kwargs: str),
    ...,
)

```

```

>>> BASE_MANIFEST = {"package_name": "owned", "manifest_version": "2", "version": "1.
↳0.0"}
>>> expected_manifest = {
...     "package_name": "owned",
...     "manifest_version": "2",
...     "version": "1.0.0",
...     "meta": {
...         "authors": ["Satoshi", "Nakamoto"],
...         "description": "An awesome package.",
...         "keywords": ["auth"],
...         "license": "MIT",

```

(continues on next page)

(continued from previous page)

```

...     "links": {
...         "documentation": "www.readthedocs.com/...",
...         "repo": "www.github/...",
...         "website": "www.website.com",
...     }
... }
... }
>>> built_manifest = build(
...     BASE_MANIFEST,
...     authors("Satoshi", "Nakamoto"),
...     description("An awesome package."),
...     keywords("auth"),
...     license("MIT"),
...     links(documentation="www.readthedocs.com/...", repo="www.github/...", website=
↳"www.website.com"),
... )
>>> assert expected_manifest == built_manifest

```

Compiler Output

To build a more complex manifest for solidity contracts, it is required that you provide standard-json output from the solidity compiler.

Here is an example of how to compile the contracts and generate the standard-json output. More information can be found in the [Solidity Compiler docs](#).

```

solc --allow-paths <path-to-contract-directory> --standard-json < standard-json-input.
↳json > owned_compiler_output.json

```

Sample standard-json-input.json

```

{
  "language": "Solidity",
  "sources": {
    "Contract.sol": {
      "urls": ["<path-to-contract>"]
    }
  },
  "settings": {
    "outputSelection": {
      "*": {
        "*": ["abi", "evm.bytecode.object"]
      }
    }
  }
}

```

The `compiler_output` as used in the following examples is the entire value of the `contracts` key of the `solc` output, which contains compilation data for all compiled contracts.

To add a source

```

# To inline a source
build(

```

(continues on next page)

(continued from previous page)

```

    ...,
    inline_source(
        contract_name: str,
        compiler_output: Dict[str, Any],
        package_root_dir: Optional[Path]
    ),
    ...,
)
# To pin a source
build(
    ...,
    pin_source(
        contract_name: str,
        compiler_output: Dict[str, Any],
        ipfs_backend: BaseIPFSBackend,
        package_root_dir: Optional[Path]
    ),
    ...,
)

```

There are two ways to include a contract source in your manifest.

Both strategies require that either ...

- The current working directory is set to the package root directory or
- The package root directory is provided as an argument (`package_root_dir`)

To inline the source code directly in the manifest, use `inline_source()` or `source_inliner()` (to inline multiple sources from the same `compiler_output`), which requires the contract name and compiler output as args.

Note: `owned_compiler_output.json` below is expected to be the standard-json output generated by the solidity compiler as described [here](https://solidity.readthedocs.io/en/v0.4.24/using-the-compiler.html) <<https://solidity.readthedocs.io/en/v0.4.24/using-the-compiler.html>>. The output must contain the `abi` and `bytecode` objects from compilation.

```

>>> import json
>>> from ethpm import ASSETS_DIR
>>> owned_dir = ASSETS_DIR / "owned" / "contracts"
>>> owned_contract_source = owned_dir / "Owned.sol"
>>> compiler_output = json.loads((ASSETS_DIR / "owned" / "owned_compiler_output.json
↳").read_text())['contracts']
>>> expected_manifest = {
...   "package_name": "owned",
...   "version": "1.0.0",
...   "manifest_version": "2",
...   "sources": {
...     "./Owned.sol": """pragma solidity ^0.4.24;\n\ncontract Owned {\n    address""
...     "" owner;\n    \n    modifier onlyOwner { require(msg.sender == owner); _; }
↳\n\n    ""
...     ""constructor() public {\n        owner = msg.sender;\n    }\n}""
...   }
... }
>>> # With `inline_source()`
>>> built_manifest = build(
...     BASE_MANIFEST,
...     inline_source("Owned", compiler_output, package_root_dir=owned_dir),

```

(continues on next page)

(continued from previous page)

```

... )
>>> assert expected_manifest == built_manifest
>>> # With `source_inliner()` for multiple sources from the same compiler output
>>> inliner = source_inliner(compiler_output, package_root_dir=owned_dir)
>>> built_manifest = build(
...     BASE_MANIFEST,
...     inliner("Owned"),
...     # inliner("other_source"), etc...
... )
>>> assert expected_manifest == built_manifest

```

To include the source as a content-addressed URI, Py-EthPM can pin your source via the Infura IPFS API. As well as the contract name and compiler output, this function requires that you provide the desired IPFS backend to pin the contract sources.

```

>>> from ethpm.backends.ipfs import get_ipfs_backend
>>> ipfs_backend = get_ipfs_backend()
>>> expected_manifest = {
...     "package_name": "owned",
...     "version": "1.0.0",
...     "manifest_version": "2",
...     "sources": {
...         "./Owned.sol": "ipfs://Qme4otpsS88NV8yQi8TfTP89EsQC5bko3F5N1yhRoi6cwGV"
...     }
... }
>>> # With `pin_source()`
>>> built_manifest = build(
...     BASE_MANIFEST,
...     pin_source("Owned", compiler_output, ipfs_backend, package_root_dir=owned_
↳dir),
... )
>>> assert expected_manifest == built_manifest
>>> # With `source_pinner()` for multiple sources from the same compiler output
>>> pinner = source_pinner(compiler_output, ipfs_backend, package_root_dir=owned_dir)
>>> built_manifest = build(
...     BASE_MANIFEST,
...     pinner("Owned"),
...     # pinner("other_source"), etc
... )
>>> assert expected_manifest == built_manifest

```

To add a contract type

```

build(
    ...,
    contract_type(
        contract_name: str,
        compiler_output: Dict[str, Any],
        alias: Optional[str],
        abi: Optional[bool],
        compiler: Optional[bool],
        contract_type: Optional[bool],
        deployment_bytecode: Optional[bool],
        natspec: Optional[bool],
        runtime_bytecode: Optional[bool]
    )
)

```

(continues on next page)

(continued from previous page)

```

    ),
    ...,
)

```

The default behavior of the manifest builder's `contract_type()` function is to populate the manifest with all of the contract type data found in the `compiler_output`.

```

>>> expected_manifest = {
...   'package_name': 'owned',
...   'manifest_version': '2',
...   'version': '1.0.0',
...   'contract_types': {
...     'Owned': {
...       'abi': [{ 'inputs': [], 'payable': False, 'stateMutability': 'nonpayable',
↳ 'type': 'constructor' }],
...       'deployment_bytecode': {
...         'bytecode':
↳ '0x6080604052348015600f57600080fd5b50336000806101000a81548173ffffffffffffffffffffffffffffffffffffffff
↳ '
...         }
...       }
...     }
...   }
>>> built_manifest = build(
...     BASE_MANIFEST,
...     contract_type("Owned", compiler_output)
... )
>>> assert expected_manifest == built_manifest

```

To select only certain contract type data to be included in your manifest, provide the desired fields as `True` keyword arguments

- `abi`
- `compiler`
- `deployment_bytecode`
- `natspec`
- `runtime_bytecode`

```

>>> expected_manifest = {
...   'package_name': 'owned',
...   'manifest_version': '2',
...   'version': '1.0.0',
...   'contract_types': {
...     'Owned': {
...       'abi': [{ 'inputs': [], 'payable': False, 'stateMutability': 'nonpayable',
↳ 'type': 'constructor' }],
...     }
...   }
>>> built_manifest = build(
...     BASE_MANIFEST,
...     contract_type("Owned", compiler_output, abi=True)
... )
>>> assert expected_manifest == built_manifest

```

If you would like to alias your contract type, provide the desired alias as a kwarg. This will automatically include the original contract type in a `contract_type` field. Unless specific contract type fields are provided as kwargs, `contract_type` will still default to including all available contract type data found in the compiler output.

```
>>> expected_manifest = {
...   'package_name': 'owned',
...   'manifest_version': '2',
...   'version': '1.0.0',
...   'contract_types': {
...     'OwnedAlias': {
...       'abi': [{ 'inputs': [], 'payable': False, 'stateMutability': 'nonpayable',
↪ 'type': 'constructor' }],
...       'contract_type': 'Owned'
...     }
...   }
... }
>>> built_manifest = build(
...     BASE_MANIFEST,
...     contract_type("Owned", compiler_output, alias="OwnedAlias", abi=True)
... )
>>> assert expected_manifest == built_manifest
```

To add a deployment

```
build(
    ...,
    deployment(
        block_uri,
        contract_instance,
        contract_type,
        address,
        transaction=None,
        block=None,
        deployment_bytecode=None,
        runtime_bytecode=None,
        compiler=None,
    ),
    ...,
)
```

There are two strategies for adding a deployment to your manifest.

deployment (*block_uri, contract_instance, contract_type, address, transaction=None, block=None, deployment_bytecode=None, runtime_bytecode=None, compiler=None*)

This is the simplest builder function for adding a deployment to a manifest. All arguments require keywords. This builder function requires a valid `block_uri`, it's up to the user to be sure that multiple chain URIs representing the same blockchain are not included in the “deployments” object keys.

`runtime_bytecode`, `deployment_bytecode` and `compiler` must all be validly formatted dicts according to the [EthPM Spec](#). If your contract has link dependencies, be sure to include them in the bytecode objects.

```
>>> expected_manifest = {
...   'package_name': 'owned',
...   'manifest_version': '2',
...   'version': '1.0.0',
...   'deployments': {
```

(continues on next page)

(continued from previous page)

```

...     'blockchain://'
↳1234567890123456789012345678901234567890123456789012345678901234/block/
↳1234567890abcdef1234567890abcdef1234567890abcdef1234567890abcdef': {
...     'Owned': {
...         'contract_type': 'Owned',
...         'address': '0x4F5B11C860B37B68De6d14FB7e7b5f18A9a1BD00',
...     }
... }
... }
... }
>>> built_manifest = build(
...     BASE_MANIFEST,
...     deployment(
...         block_uri='blockchain://'
↳123456789012345678901234567890123456789012345678901234/block/
↳1234567890abcdef1234567890abcdef1234567890abcdef1234567890abcdef',
...         contract_instance='Owned',
...         contract_type='Owned',
...         address='0x4F5B11C860B37B68De6d14FB7e7b5f18A9a1BD00',
...     ),
... )
>>> assert expected_manifest == built_manifest

```

deployment_type (contract_instance, contract_type, deployment_bytecode=None, runtime_bytecode=None, compiler=None)

This builder function simplifies adding the same contract type deployment across multiple chains. It requires both a `contract_instance` and `contract_type` argument (in many cases these are the same, though `contract_type` *must* always match its correspondent in the manifest’s “contract_types”) and all arguments require keywords.

`runtime_bytecode`, `deployment_bytecode` and `compiler` must all be validly formatted dicts according to the [EthPM Spec](#). If your contract has link dependencies, be sure to include them in the bytecode objects.

```

owned_type = deployment_type(contract_instance="Owned", contract_type="Owned")
escrow_type = deployment_type(
    contract_instance = "Escrow",
    contract_type = "Escrow",
    deployment_bytecode = {
        "bytecode":
↳"0x608060405234801561001057600080fd5b50604051602080610453833981016040818152915160028190553360008181
↳"
    },
    runtime_bytecode = {
        "bytecode":
↳"0x6080604052600436106100775763ffffffff7c01000000000000000000000000000000000000000000000000000000
↳"
    },
    compiler = {
        "name": "solc",
        "version": "0.4.24+commit.e67f0147.Emscripten.clang",
        "settings": {
            "optimize": True
        }
    }
)
manifest = build(

```

(continues on next page)

(continued from previous page)

```

package_name("escrow"),
version("1.0.0"),
manifest_version("2"),
owned_type(
    block_uri='blockchain://
↪abcdefabcdefabcdefabcdefabcdefabcdefabcdefabcdefabcd/block/
↪1234567890abcdef1234567890abcdef1234567890abcdef1234567890abcdef',
    address=owned_testnet_address,
),
owned_type(
    block_uri='blockchain://
↪1234567890123456789012345678901234567890123456789012345678901234/block/
↪1234567890abcdef1234567890abcdef1234567890abcdef1234567890abcdef',
    address=owned_mainnet_address,
    transaction=owned_mainnet_transaction,
    block=owned_mainnet_block,
),
escrow_type(
    block_uri='blockchain://
↪abcdefabcdefabcdefabcdefabcdefabcdefabcdefabcdefabcd/block/
↪1234567890abcdef1234567890abcdef1234567890abcdef1234567890abcdef',
    address=escrow_testnet_address,
),
escrow_type(
    block_uri='blockchain://
↪1234567890123456789012345678901234567890123456789012345678901234/block/
↪1234567890abcdef1234567890abcdef1234567890abcdef1234567890abcdef',
    address=escrow_mainnet_address,
    transaction=escrow_mainnet_transaction,
),
)

```

To add a build dependency

```

build(
    ...,
    build_dependency(
        package_name,
        uri,
    ),
    ...,
)

```

build_dependency (*package_name*, *uri*)

To add a build dependency to your manifest, just provide the package's name and a supported, content-addressed URI.

```

>>> expected_manifest = {
...   'package_name': 'owned',
...   'manifest_version': '2',
...   'version': '1.0.0',
...   'build_dependencies': {
...     'owned': 'ipfs://QmbeVyFLSuEUxiXKwSsEjef6icpdTdA4kGG9BcrJXKNKUW',
...   }
... }

```

(continues on next page)

(continued from previous page)

```
>>> built_manifest = build(
...     BASE_MANIFEST,
...     build_dependency('owned', 'ipfs://
↳QmbeVyFLSuEUxiXKwSsEjef6icpdTdA4kGG9BcrJXKNKUW'),
... )
>>> assert expected_manifest == built_manifest
```

1.23.6 Checker

The manifest Checker is a tool designed to help validate manifests according to the natural language spec ([link](#)).

To validate a manifest

```
>>> from ethpm.tools.checker import check_manifest

>>> basic_manifest = {"package_name": "example", "version": "1.0.0", "manifest_version
↳": "2"}
>>> check_manifest(basic_manifest)
{'meta': "Manifest missing a suggested 'meta' field.", 'sources': 'Manifest is
↳missing a sources field, which defines a source tree that should comprise the full
↳source tree necessary to recompile the contracts contained in this release.',
↳'contract_types': "Manifest does not contain any 'contract_types'. Packages should
↳only include contract types that can be found in the source files for this package.
↳Packages should not include contract types from dependencies. Packages should not
↳include abstract contracts in the contract types section of a release."}
```

1.24 Web3 Internals

Warning: This section of the documentation is for advanced users. You should probably stay away from these APIs if you don't know what you are doing.

The Web3 library has multiple layers of abstraction between the public api exposed by the web3 object and the backend or node that web3 is connecting to.

- **Providers** are responsible for the actual communication with the blockchain such as sending JSON-RPC requests over HTTP or an IPC socket.
- **Middlewares** provide hooks for monitoring and modifying requests and responses to and from the provider. These can be *global* operating on all providers or specific to one provider.
- **Managers** provide thread safety and primitives to allow for asynchronous usage of web3.


Here are some common things you might want to do with these APIs.

- Redirect certain RPC requests to different providers such as sending all *read* operations to a provider backed by Infura and all *write* operations to a go-ethereum node that you control.
- Transparently intercept transactions sent over `eth_sendTransaction`, sign them locally, and then send them through `eth_sendRawTransaction`.
- Modify the response from an RPC request so that it is returned in different format such as converting all integer values to their hexadecimal representation.

- Validate the inputs to RPC requests

1.24.1 Request Lifecycle

Each web3 RPC call passes through these layers in the following manner.



You can visualize this relationship like an onion, with the Provider at the center. The request originates from the Manager, outside of the onion, passing down through each layer of the onion until it reaches the Provider at the center. The Provider then handles the request, producing a response which will then pass back out from the center of the onion, through each layer until it is finally returned by the Manager.

In the situation where web3 is operating with multiple providers the same lifecycle applies. The manager will iterate over each provider, returning the response from the first provider that returns a response.

1.24.2 Providers

A provider is responsible for all direct blockchain interactions. In most cases this means interacting with the JSON-RPC server for an ethereum node over HTTP or an IPC socket. There is however nothing which requires providers to be RPC based, allowing for providers designed for testing purposes which use an in-memory EVM to fulfill requests.

In most simple cases you will be using a single provider. However, if you would like to use Web3 with multiple providers, you can simply pass them in as a list when instantiating your Web3 object.

```
>>> w3 = Web3([provider_a, provider_b])
```

Writing your own Provider

Writing your own provider requires implementing two required methods as well as setting the middlewares the provider should use.

`BaseProvider.make_request` (*method, params*)

Each provider class **must** implement this method. This method **should** return a JSON object with either a 'result' key in the case of success, or an 'error' key in the case of failure.

- `method` This will be a string representing the JSON-RPC method that is being called such as 'eth_sendTransaction'.
- `params` This will be a list or other iterable of the parameters for the JSON-RPC method being called.

`BaseProvider.isConnected` ()

This function should return `True` or `False` depending on whether the provider should be considered *connected*. For example, an IPC socket based provider should return `True` if the socket is open and `False` if the socket is closed.

If a provider is unable to respond to certain RPC calls it should raise the `web3.exceptions.CannotHandleRequest` exception. When this happens, the request is issued to the next configured provider. If no providers are able to handle the request then a `web3.exceptions.UnhandledRequest` error will be raised.

`BaseProvider.middlewares`

This should be an iterable of middlewares.

You can set a new list of middlewares by assigning to `provider.middlewares`, with the first middleware that processes the request at the beginning of the list.

1.24.3 Middlewares

Note: The Middleware API in web3 borrows heavily from the Django middleware API introduced in version 1.10.0

Middlewares provide a simple yet powerful api for implementing layers of business logic for web3 requests. Writing middleware is simple.

```
def simple_middleware(make_request, w3):
    # do one-time setup operations here

    def middleware(method, params):
        # do pre-processing here

        # perform the RPC request, getting the response
        response = make_request(method, params)

        # do post-processing here

        # finally return the response
        return response
    return middleware
```

It is also possible to implement middlewares as a class.

```
class SimpleMiddleware:
    def __init__(self, make_request, w3):
        self.w3 = w3
        self.make_request = make_request

    def __call__(self, method, params):
        # do pre-processing here
```

(continues on next page)

(continued from previous page)

```
# perform the RPC request, getting the response
response = self.make_request(method, params)

# do post-processing here

# finally return the response
return response
```

The `make_request` parameter is a callable which takes two positional arguments, `method` and `params` which correspond to the RPC method that is being called. There is no requirement that the `make_request` function be called. For example, if you were writing a middleware which cached responses for certain methods your middleware would likely not call the `make_request` method, but instead get the response from some local cache.

By default, Web3 will use the `web3.middleware.pythonic_middleware`. This middleware performs the following translations for requests and responses.

- Numeric request parameters will be converted to their hexadecimal representation
- Numeric responses will be converted from their hexadecimal representations to their integer representations.

The `RequestManager` object exposes the `middleware_unicon` object to manage middlewares. It is also exposed on the `Web3` object for convenience. That API is detailed in [Configuring Middleware](#).

1.24.4 Managers

The Manager acts as a gatekeeper for the request/response lifecycle. It is unlikely that you will need to change the Manager as most functionality can be implemented in the Middleware layer.

1.25 ABI Types

The Web3 library follows the following conventions.

1.25.1 Bytes vs Text

- The term *bytes* is used to refer to the binary representation of a string.
- The term *text* is used to refer to unicode representations of strings.

1.25.2 Hexadecimal Representations

- All hexadecimal values will be returned as text.
- All hexadecimal values will be `0x` prefixed.

1.25.3 Addresses

All addresses must be supplied in one of three ways:

- While connected to mainnet, an Ethereum Name Service name (often in the form `myname.eth`)
- A 20-byte hexadecimal that is checksummed using the [EIP-55](#) spec.
- A 20-byte binary address.

1.25.4 Strict Bytes Type Checking

Note: In version 6, this will be the default behavior

There is a method on `web3` that will enable stricter bytes type checking. The default is to allow Python strings, and to allow bytestrings less than the specified byte size. To enable stricter checks, use `w3.enable_strict_bytes_type_checking()`. This method will cause the `web3` instance to raise an error if a Python string is passed in without a “0x” prefix. It will also raise an error if the byte string or hex string is not the exact number of bytes specified by the ABI type. See the *Enabling Strict Checks for Bytes Types* section for an example and more details.

1.26 Release Notes

v5 Breaking Changes Summary See the *v5 Migration Guide*

1.26.1 v5.6.0 (2020-02-26)

Features

- Add `snake_case` methods to Geth Miner class, deprecate `camelCase` methods (#1579)
- Add `snake_case` methods for the net module, deprecate `camelCase` methods (#1581)
- Add PEP561 type marker (#1583)

Bugfixes

- Increase replacement tx minimum gas price bump
Parity/OpenEthereum requires a replacement transaction’s gas to be a minimum of 12.5% higher than the original (vs. Geth’s 10%). (#1570)

1.26.2 v5.5.1 (2020-02-10)

Improved Documentation

- Documents the `getUncleCount` method. (#1534)

Misc

- #1576

1.26.3 v5.5.0 (2020-02-03)

Features

- ENS had to release a new registry to push a bugfix. See [this article](#) for background information. `Web3.py` uses the new registry for all default ENS interactions, now. (#1573)

Bugfixes

- Minor bugfix in how ContractCaller looks up abi functions. (#1552)
- Update modules to use compatible typing-extensions import. (#1554)
- Make ‘from’ and ‘to’ fields checksum addresses in returned transaction receipts (#1562)
- Use local Trinity’s IPC socket if it is available, for newer versions of Trinity. (#1563)

Improved Documentation

- Add Matomo Tracking to Docs site.
Matomo is an Open Source web analytics platform that allows us to get better insights and optimize for our audience without the negative consequences of other comparable platforms.
Read more: <https://matomo.org/why-matomo/> (#1541)
- Fix web3 typo in docs (#1559)

Misc

- #1521, #1546, #1571

1.26.4 v5.4.0 (2019-12-06)

Features

- Add `__str__` to IPCProvider (#1536)

Bugfixes

- Add required typing-extensions library to setup.py (#1544)

1.26.5 v5.3.1 (2019-12-05)

Bugfixes

- Only apply hexbytes formatting to r and s values in transaction if present (#1531)
- Update eth-utils dependency which contains mypy bugfix. (#1537)

Improved Documentation

- Update Contract Event documentation to show correct example (#1515)
- Add documentation to methods that raise an error in v5 instead of returning None (#1527)

Misc

- #1518, #1532

1.26.6 v5.3.0 (2019-11-14)

Features

- Support handling ENS domains in ERC1319 URIs. (#1489)

Bugfixes

- Make local block filter return empty list when when no blocks mined (#1255)
- Google protobuf dependency was updated to 3.10.0 (#1493)
- Infura websocket provider works when no secret key is present (#1501)

Improved Documentation

- Update Quickstart instructions to use the auto Infura module instead of the more complicated web3 auto module (#1482)
- Remove outdated py.test command from readme (#1483)

Misc

- #1461, #1471, #1475, #1476, #1479, #1488, #1492, #1498

1.26.7 v5.2.2 (2019-10-21)

Features

- Add poll_latency to waitForTransactionReceipt (#1453)

Bugfixes

- Fix flaky Parity whisper module test (#1473)

Misc

- #1472, #1474

1.26.8 v5.2.1 (2019-10-17)

Improved Documentation

- Update documentation for unlock account duration (#1464)
- Clarify module installation command for OSX >= 10.15 (#1467)

Misc

- #1468

1.26.9 v5.2.0 (2019-09-26)

Features

- Add `enable_strict_bytes_type_checking` flag to `web3` instance (#1419)
- Move Geth Whisper methods to snake case and deprecate camel case methods (#1433)

Bugfixes

- Add null check to logsbloom formatter (#1445)

Improved Documentation

- Reformat autogenerated towncrier release notes (#1460)

1.26.10 Web3 5.1.0 (2019-09-18)

Features

- Add `contract_types` property to `Package` class. (#1440)

Bugfixes

- Fix flaky parity integration test in the whisper module (#1147)

Improved Documentation

- Remove whitespace, move `topics` key -> `topic` in Geth docs (#1425)
- Enforce stricter doc checking, turning warnings into errors to fail CI builds to catch issues quickly.
Add missing `web3.tools.rst` to the table of contents and fix incorrectly formatted JSON example. (#1437)
- Add example using Geth POA Middleware with Infura Rinkeby Node (#1444)

Misc

- #1446, #1451

1.26.11 v5.0.2

Released August 22, 2019

- Bugfixes
 - [ethPM] Fix bug in package id and release id fetching strategy - #1427

1.26.12 v5.0.1

Released August 15, 2019

- Bugfixes
 - [ethPM] Add begin/close chars to package name regex - #1418
 - [ethPM] Update deployments to work when only abi available - #1417
 - Fix tuples handled incorrectly in `decode_function_input` - #1410
- Misc
 - Eliminate `signTransaction` warning - #1404

1.26.13 v5.0.0

Released August 1, 2019

- Features
 - `web3.eth.chainId` now returns an integer instead of hex - #1394
- Bugfixes
 - Deprecation Warnings now show for methods that have a `@combomethod` decorator - #1401
- Misc
 - [ethPM] Add ethPM to the docker file - #1405
- Docs
 - Docs are updated to use checksummed addresses - #1390
 - Minor doc formatting fixes - #1338 & #1345

1.26.14 v5.0.0-beta.5

Released July 31, 2019

This is intended to be the final release before the stable v5 release.

- Features
 - Parity operating mode can be read and set - #1355
 - Process a single event log, instead of a whole transaction receipt - #1354
- Docs
 - Remove doctest dependency on ethtoken - #1395
- Bugfixes
 - [ethPM] Bypass IPFS validation for large files - #1393
- Misc
 - [ethPM] Update default Registry solidity contract - #1400
 - [ethPM] Update web3.pm to use new simple Registry implementation - #1398
 - Update dependency requirement formatting for releasing - #1403

1.26.15 v5.0.0-beta.4

Released July 18, 2019

- Features
 - [ethPM] Update registry uri to support basic uris w/o package id - #1389
- Docs
 - Clarify in docs the return of `Eth.sendRawTransaction()` as a `HexBytes` object, not a string. - #1384
- Misc
 - [ethPM] Migrate tests over from `pytest-ethereum` - #1385

1.26.16 v5.0.0-beta.3

Released July 15, 2019

- Features
 - Add `eth_getProof` support - #1185
 - Implement `web3.pm.get_local_package()` - #1372
 - Update registry URIs to support chain IDs - #1382
 - Add error flags to `event.processReceipt` - #1366
- Bugfixes
 - Remove full IDNA processing in favor of UTS46 - #1364
- Misc
 - Migrate `py-ethpm` library to `web3/ethpm` - #1379
 - Relax canonical address requirement in `ethPM` - #1380
 - Replace `ethPM`'s `infura` strategy with `web3`'s native `infura` support - #1383
 - Change `combine_argument_formatters` to `apply_formatters_to_sequence` - #1360
 - Move `pytest.xfail` instances to `@pytest.mark.xfail` - #1376
 - Change `net.version` to `eth.chainId` in default transaction params - #1378

1.26.17 v5.0.0-beta.2

Released May 13, 2019

- Features
 - Mark deprecated `sha3` method as static - #1350
 - Upgrade to `eth-account v0.4.0` - #1348
- Docs
 - Add note about `web3[tester]` in documentation - #1325
- Misc
 - Replace `web3._utils.toolz` imports with `eth_utils.toolz` - #1317

1.26.18 v5.0.0-beta.1

Released May 6, 2019

- Features
 - Add support for tilda in provider IPC Path - #1049
 - EIP 712 Signing Supported - #1319
- Docs
 - Update contract example to use `compile_standard` - #1263
 - Fix typo in middleware docs - #1339

1.26.19 v5.0.0-alpha.11

Released April 24, 2019

- Docs
 - Add documentation for `web3.py` unit tests - #1324
- Misc
 - Update deprecated `collections.abc` imports - #1334
 - Fix documentation typo - #1335
 - Upgrade `eth-tester` version - #1332

1.26.20 v5.0.0-alpha.10

Released April 15, 2019

- Features
 - Add `getLogs` by `blockHash` - #1269
 - Implement `chainId` endpoint - #1295
 - Moved non-standard JSON-RPC endpoints to applicable Parity/Geth docs. Deprecated `web3.version` for `web3.api` - #1290
 - Moved Whisper endpoints to applicable Geth or Parity namespace - #1308
 - Added support for Goerli provider - #1286
 - Added `addReservedPeer` to Parity module - #1311
- Bugfixes
 - Cast gas price values to integers in gas strategies - #1297
 - Missing constructor function no longer ignores constructor args - #1316
- Misc
 - Require `eth-utils` \geq 1.4, downgrade Go version for integration tests - #1310
 - Fix doc build warnings - #1331
 - Zip Fixture data - #1307
 - Update Geth version for integration tests - #1301

- Remove unneeded testrpc - #1322
- Add ContractCaller docs to v5 migration guide - #1323

1.26.21 v5.0.0-alpha.9

Released March 26, 2019

- Breaking Changes
 - Raise error if there is no Infura API Key - #1294 & - #1299
- Misc
 - Upgraded Parity version for integration testing - #1292

1.26.22 v5.0.0-alpha.8

Released March 20, 2019

- Breaking Changes
 - Removed `web3/utills` directory in favor of `web3/_utills` - #1282
 - Relocated personal RPC endpoints to Parity and Geth class - #1211
 - Deprecated `web3.net.chainId()`, `web3.eth.getCompilers()`, and `web3.eth.getTransactionFromBlock()`. Removed `web3.eth.enableUnauditedFeatures()` - #1270
 - Relocated `eth_protocolVersion` and `web3_clientVersion` - #1274
 - Relocated `web3.txpool` to `web3.geth.txpool` - #1275
 - Relocated admin module to Geth namespace - #1288
 - Relocated miner module to Geth namespace - #1287
- Features
 - Implement `eth_submitHashrate` and `eth_submitWork` JSONRPC endpoints. - #1280
 - Implement `web3.eth.signTransaction` - #1277
- Docs
 - Added v5 migration docs - #1284

1.26.23 v5.0.0-alpha.7

Released March 11, 2019

- Breaking Changes
 - Updated JSON-RPC calls that lookup txs or blocks to raise an error if lookup fails - #1218 and #1268
- Features
 - Tuple ABI support - #1235
- Bugfixes
 - One last `middleware_stack` was still hanging on. Changed to `middleware_onion` - #1262

1.26.24 v5.0.0-alpha.6

Released February 25th, 2019

- Features
 - New `NoABIFound` error for cases where there is no ABI - #1247
- Misc
 - Interact with Infura using an API Key. Key will be required after March 27th. - #1232
 - Remove `process_type` utility function in favor of eth-abi functionality - #1249

1.26.25 v5.0.0-alpha.5

Released February 13th, 2019

- Breaking Changes
 - Remove deprecated `buildTransaction`, `call`, `deploy`, `estimateGas`, and `transact` methods - #1232
- Features
 - Adds `Web3.toJSON` method - #1173
 - Contract Caller API Implemented - #1227
 - Add Geth POA middleware to use Rinkeby with Infura Auto - #1234
 - Add manifest and input argument validation to `pm.release_package()` - #1237
- Misc
 - Clean up intro and block/tx sections in Filter docs - #1223
 - Remove unnecessary `EncodingError` exception catching - #1224
 - Improvements to `merge_args_and_kwargs` utility function - #1228
 - Update vyper registry assets - #1242

1.26.26 v5.0.0-alpha.4

Released January 23rd, 2019

- Breaking Changes
 - Rename `middleware_stack` to `middleware_onion` - #1210
 - Drop already deprecated `web3.soliditySha3` - #1217
 - ENS: Stop inferring `.eth` TLD on domain names - #1205
- Bugfixes
 - Validate `ethereum_tester` class in `EthereumTesterProvider` - #1217
 - Support `getLogs()` method without creating filters - #1192
- Features
 - Stabilize the `PM` module - #1125
 - Implement `async Version` module - #1166

- Misc
 - Update `.gitignore` to ignore `.DS_Store` and `.mypy_cache/` - #1215
 - Change CircleCI badge link to CircleCI project - #1214

1.26.27 v5.0.0-alpha.3

Released January 15th, 2019

- Breaking Changes
 - Remove `web3.miner.hashrate` and `web3.version.network` - #1198
 - Remove `web3.providers.testler.EthereumTesterProvider` and `web3.providers.testler.TestRPCProvider` - #1199
 - Change `manager.providers` from list to single `manager.provider` - #1200
 - Replace deprecated `web3.sha3` method with `web3.keccak` method - #1207
 - Drop auto detect testnets for `IPCProvider` - #1206
- Bugfixes
 - Add check to make sure `blockHash` exists - #1158
- Misc
 - Remove some unreachable code in `providers/base.py` - #1160
 - Migrate tester provider results from middleware to defaults - #1188
 - Fix doc formatting for `build_filter` method - #1187
 - Add ERC20 example in docs - #1178
 - Code style improvements - #1194 & #1191
 - Convert Web3 instance variables to `w3` - #1186
 - Update `eth-utils` dependencies and clean up other dependencies - #1195

1.26.28 v5.0.0-alpha.2

Released December 20th, 2018

- Breaking Changes
 - Remove support for python3.5, drop support for `eth-abi v1` - #1163
- Features
 - Support for custom `ReleaseManager` was fixed - #1165
- Misc
 - Fix doctest nonsense with `unicorn token` - 3b2047
 - Docs for installing `web3` in FreeBSD - #1156
 - Use latest python in `readthedocs` - #1162
 - Use `twine` in release script - #1164
 - Upgrade `eth-tester`, for `eth-abi v2` support - #1168

1.26.29 v5.0.0-alpha.1

Released December 13th, 2018

- Features
 - Add Rinkeby and Kovan Infura networks; made mainnet the default - #1150
 - Add parity-specific `listStorageKeys` RPC - #1145
 - Deprecated `Web3.soliditySha3`; use `Web3.solidityKeccak` instead. - #1139
 - Add default trinity locations to IPC path guesser - #1121
 - Add `wss` to `AutoProvider` - #1110
 - Add timeout for `WebsocketProvider` - #1109
 - Receipt timeout raises `TimeExhausted` - #1070
 - Allow specification of block number for `eth_estimateGas` - #1046
- Misc
 - Removed `web3._utils.six` support - #1116
 - Upgrade eth-utils to 1.2.0 - #1104
 - Require Python version 3.5.3 or greater - #1095
 - Bump websockets version to 7.0.0 - #1146
 - Bump parity test binary to 1.11.11 - #1064

1.26.30 v4.8.2

Released November 15, 2018

- Misc
 - Reduce unneeded memory usage - #1138

1.26.31 v4.8.1

Released October 28, 2018

- Features
 - Add timeout for `WebsocketProvider` - #1119
 - Reject transactions that send ether to non-payable contract functions - #1115
 - Add Auto Infura Ropsten support: `from web3.auto.infura.ropsten import w3` - #1124
 - Auto-detect trinity IPC file location - #1129
- Misc
 - Require Python `>=3.5.3` - #1107
 - Upgrade eth-tester and eth-utils - #1085
 - Configure readthedocs dependencies - #1082
 - `soliditySha3` docs fixup - #1100

- Update ropsten faucet links in troubleshooting docs

1.26.32 v4.7.2

Released September 25th, 2018

- Bugfixes
 - IPC paths starting with `~` are appropriately resolved to the home directory - #1072
 - You can use the local signing middleware with `bytes`-type addresses - #1069

1.26.33 v4.7.1

Released September 11th, 2018

- Bugfixes
 - old `pip` bug used during release made it impossible for non-windows users to install 4.7.0.

1.26.34 v4.7.0

Released September 10th, 2018

- Features
 - Add `traceFilter` method to the parity module. - #1051
 - Move `datastructures` to public namespace `datastructures` to improve support for type checking. - #1038
 - Optimization to contract calls - #944
- Bugfixes
 - ENS name resolution only attempted on mainnet by default. - #1037
 - Fix attribute access error when `attributedict` middleware is not used. - #1040
- Misc - Upgrade `eth-tester` to 0.1.0-beta.32, and remove integration tests for `py-ethereum`. - Upgrade `eth-hash` to 0.2.0 with `pycryptodome` 3.6.6 which resolves a vulnerability.

1.26.35 v4.6.0

Released Aug 24, 2018

- Features
 - Support for Python 3.7, most notably in `WebsocketProvider` - #996
 - You can now decode a transaction's data to its original function call and arguments with: `contract.decode_function_input()` - #991
 - Support for `IPCProvider` in FreeBSD (and more readme docs) - #1008
- Bugfixes
 - Fix crash in time-based gas strategies with small number of transactions - #983
 - Fix crash when passing multiple addresses to `w3.eth.getLogs()` - #1005

- Misc
 - Disallow configuring filters with both manual and generated topic lists - #976
 - Add support for the upcoming eth-abi v2, which does ABI string decoding differently - #974
 - Add a lot more filter tests - #997
 - Add more tests for filtering with `None`. Note that geth & parity differ here. - #985
 - Follow-up on Parity bug that we reported upstream ([parity#7816](#)): they resolved in 1.10. We removed xfail on that test. - #992
 - Docs: add an example of interacting with an ERC20 contract - #995
 - A couple doc typo fixes
 - * #1006
 - * #1010

1.26.36 v4.5.0

Released July 30, 2018

- Features
 - Accept addresses supplied in `bytes` format (which does not provide checksum validation)
 - Improve estimation of gas prices
- Bugfixes
 - Can now use a block number with `getCode()` when connected to `EthereumTesterProvider` (without crashing)
- Misc
 - Test Parity 1.11.7
 - Parity integration tests upgrade to use sha256 instead of md5
 - Fix some filter docs
 - eth-account upgrade to v0.3.0
 - eth-tester upgrade to v0.1.0-beta.29

1.26.37 v4.4.1

Released June 29, 2018

- Bugfixes
 - eth-pm package was renamed (old one deleted) which broke the web3 release. eth-pm was removed from the web3.py install until it's stable.
- Misc
 - `IPCProvider` now accepts a `pathlib.Path` argument for the IPC path
 - Docs explaining the *new custom autoprovers in web3*

1.26.38 v4.4.0

Released June 21, 2018

- Features
 - Add support for https in WEB3_PROVIDER_URI environment variable
 - Can send websocket connection parameters in *WebsocketProvider*
 - Two new auto-initialization options:
 - * `from web3.auto.gethdev import w3`
 - * `from web3.auto.infura import w3` (After setting the INFURA_API_KEY environment variable)
 - Alpha support for a new package management tool based on ethpm-spec, see *Package Manager API*
- Bugfixes
 - Can now receive large responses in *WebsocketProvider* by specifying a large `max_size` in the websocket connection parameters.
- Misc
 - Websockets dependency upgraded to v5
 - Raise deprecation warning on *getTransactionFromBlock()*
 - Fix docs for *waitForTransactionReceipt()*
 - Developer Dockerfile now installs testing dependencies

1.26.39 v4.3.0

Released June 6, 2018

- Features
 - Support for the ABI types like: `fixedMxN` which is used by Vyper.
 - In-flight transaction-signing middleware: Use local keys as if they were hosted keys using the new `sign_and_send_raw_middleware`
 - New *getUncleByBlock()* API
 - New name *getTransactionByBlock()*, which replaces the deprecated *getTransactionFromBlock()*
 - Add several new Parity trace functions
 - New API to resolve ambiguous function calls, for example:
 - * Two functions with the same name that accept similar argument types, like `myfunc(uint8)` and `myfunc(int8)`, and you want to call `contract.functions.myfunc(1).call()`
 - * See how to use it at: *Invoke Ambiguous Contract Functions Example*
- Bugfixes
 - Gas estimation doesn't crash, when 0 blocks are available. (ie~ on the genesis block)
 - Close out all HTTPProvider sessions, to squash warnings on exit
 - Stop adding Contract address twice to the filter. It was making some nodes unhappy

- Misc
 - Friendlier json encoding/decoding failure error messages
 - Performance improvements, when the responses from the node are large (by reducing the number of times we evaluate if the response is valid json)
 - Parity CI test fixes (ugh, environment setup hell, thanks to the community for cleaning this up!)
 - Don't crash when requesting a transaction that was created with the parity bug (which allowed an unsigned transaction to be included, so `publicKey` is `None`)
 - Doc fixes: addresses must be checksummed (or ENS names on mainnet)
 - Enable local integration testing of parity on non-Debian OS
 - README:
 - * Testing setup for devs
 - * Change the build badge from Travis to Circle CI
 - Cache the parity binary in Circle CI, to reduce the impact of their binary API going down
 - Dropped the dot: `py.test` -> `pytest`

1.26.40 v4.2.1

Released May 9, 2018

- Bugfixes
 - When *getting a transaction* with data attached and trying to *modify it* (say, to increase the gas price), the data was not being reattached in the new transaction.
 - `web3.personal.sendTransaction()` was crashing when using a transaction generated with `buildTransaction()`
- Misc
 - Improved error message when connecting to a geth-style PoA network
 - Improved error message when address is not checksummed
 - Started in on support for `fixedMxN` ABI arguments
 - Lots of documentation upgrades, including:
 - * Guide for understanding nodes/networks/connections
 - * Simplified Quickstart with notes for common issues
 - * A new Troubleshooting section
 - Potential pypy performance improvements (use `toolz` instead of `cytoolz`)
 - `eth-tester` upgraded to beta 24

1.26.41 v4.2.0

Released Apr 25, 2018

- Removed audit warning and opt-in requirement for `w3.eth.account`. See more in: *Working with Local Private Keys*

- Added an API to look up contract functions: `fn = contract.functions['function_name_here']`
- Upgrade Whisper (shh) module to use v6 API
- Bugfix: set 'to' field of transaction to empty when using `transaction = contract.constructor().buildTransaction()`
- You can now specify *nonce* in `buildTransaction()`
- Distinguish between chain id and network id – currently always return *None* for *chainId*
- Better error message when trying to use a contract function that has 0 or >1 matches
- Better error message when trying to install on a python version <3.5
- Installs `pypiwin32` during pip install, for a better Windows experience
- Cleaned up a lot of test warnings by upgrading from deprecated APIs, especially from the deprecated `contract.deploy(txn_dict, args=contract_args)` to the new `contract.constructor(*contract_args).transact(txn_dict)`
- Documentation typo fixes
- Better template for Pull Requests

1.26.42 v4.1.0

Released Apr 9, 2018

- New *WebsocketProvider*. If you're looking for better performance than HTTP, check out websockets.
- New `w3.eth.waitForTransactionReceipt()`
- Added name collision detection to `ConciseContract` and `ImplicitContract`
- Bugfix to allow `fromBlock` set to 0 in `createFilter`, like `contract.events.MyEvent.createFilter(fromBlock=0, ...)`
- Bugfix of ENS automatic connection
- eth-tester support for Byzantium
- New migration guide for v3 -> v4 upgrade
- Various documentation updates
- Pinned eth-account to older version

1.26.43 v4.0.0

Released Apr 2, 2018

- Marked beta.13 as stable
- Documentation tweaks

1.26.44 v4.0.0-beta.13

Released Mar 27, 2018

This is intended to be the final release before the stable v4 release.

- Add support for geth 1.8 (fixed error on `getTransactionReceipt()`)
- You can now call a contract method at a specific block with the `block_identifier` keyword argument, see: `call()`
- In preparation for stable release, disable `w3.eth.account` by default, until a third-party audit is complete & resolved.
- New API for contract deployment, which enables gas estimation, local signing, etc. See `constructor()`.
- Find contract events with `contract.events.$my_event.createFilter()`
- Support auto-complete for contract methods.
- Upgrade most dependencies to stable
 - eth-abi
 - eth-utils
 - hexbytes
 - *not included: eth-tester and eth-account*
- Switch the default EthereumTesterProvider backend from eth-testrpc to eth-tester: `web3.providers.eth_tester.EthereumTesterProvider`
- A lot of documentation improvements
- Test node integrations over a variety of providers
- geth 1.8 test suite

1.26.45 v4.0.0-beta.12

A little hiccup on release. Skipped.

1.26.46 v4.0.0-beta.11

Released Feb 28, 2018

- New methods to modify or replace pending transactions
- A compatibility option for connecting to geth `--dev` – see *Geth-style Proof of Authority*
- A new `web3.net.chainId`
- Create a filter object from an existing filter ID.
- eth-utils v1.0.1 (stable) compatibility

1.26.47 v4.0.0-beta.10

Released Feb 21, 2018

- bugfix: Compatibility with eth-utils v1-beta2 (the incompatibility was causing fresh web3.py installs to fail)
- bugfix: crash when sending the output of `contract.functions.myFunction().buildTransaction()` to `sendTransaction()`. Now, having a `chainID` key does not crash `sendTransaction`.

- **bugfix:** a `TypeError` when estimating gas like: `contract.functions.myFunction().estimateGas()` is fixed
- Added parity integration tests to the continuous integration suite!
- Some py3 and docs cleanup

1.26.48 v4.0.0-beta.9

Released Feb 8, 2018

- Access event log parameters as attributes
- Support for specifying nonce in eth-tester
- **Bugfix** dependency conflicts between eth-utils, eth-abi, and eth-tester
- Clearer error message when invalid keywords provided to contract constructor function
- New docs for working with private keys + set up doctests
- First parity integration tests
- replace internal implementation of `w3.eth.account` with `eth_account.account.Account`

1.26.49 v4.0.0-beta.8

Released Feb 7, 2018, then recalled. It added 32MB of test data to git history, so the tag was deleted, as well as the corresponding release. (Although the release would not have contained that test data)

1.26.50 v4.0.0-beta.7

Released Jan 29, 2018

- Support for `web3.eth.Eth.getLogs()` in eth-tester with py-evm
- Process transaction receipts with Event ABI, using `Contract.events.myEvent(*args, **kwargs).processReceipt(transaction_receipt)` see *Event Log Object* for the new type.
- Add timeout parameter to `web3.providers.ipc.IPCProvider`
- **bugfix:** make sure `idna` package is always installed
- Replace ethtestrpc with py-evm, in all tests
- Dockerfile fixup
- Test refactoring & cleanup
- Reduced warnings during tests

1.26.51 v4.0.0-beta.6

Released Jan 18, 2018

- New contract function call API: `my_contract.functions.my_func().call()` is preferred over the now deprecated `my_contract.call().my_func()` API.

- A new, sophisticated gas estimation algorithm, based on the <https://ethgasstation.info> approach. You must opt-in to the new approach, because it's quite slow. We recommend using the new caching middleware. See `web3.gas_strategies.time_based.construct_time_based_gas_price_strategy()`
- New caching middleware that can cache based on time, block, or indefinitely.
- Automatically retry JSON-RPC requests over HTTP, a few times.
- ConciseContract now has the address directly
- Many eth-tester fixes. `web3.providers.eth_tester.main.EthereumTesterProvider` is now a legitimate alternative to `web3.providers.testler.EthereumTesterProvider`.
- ethtest-rpc removed from testing. Tests use eth-tester only, on pyethereum. Soon it will be eth-tester with py-evm.
- Bumped several dependencies, like eth-tester
- Documentation updates

1.26.52 v4.0.0-beta.5

Released Dec 28, 2017

- Improvements to working with eth-tester, using `EthereumTesterProvider`:
 - Bugfix the key names in event logging
 - Add support for `sendRawTransaction()`
- `IPCProvider` now automatically retries on a broken connection, like when you restart your node
- New gas price engine API, laying groundwork for more advanced gas pricing strategies

1.26.53 v4.0.0-beta.4

Released Dec 7, 2017

- New `buildTransaction()` method to prepare contract transactions, offline
- New automatic provider detection, for `w3 = Web3()` initialization
- Set environment variable `WEB3_PROVIDER_URI` to suggest a provider for automatic detection
- New API to set providers like: `w3.providers = [IPCProvider()]`
- Crashfix: `web3.eth.Eth.filter()` when retrieving logs with the argument 'latest'
- Bump eth-tester to v0.1.0-beta.5, with bugfix for filtering by topic
- Removed GPL lib `pylru`, now believed to be in full MIT license compliance.

1.26.54 v4.0.0-beta.3

Released Dec 1, 2017

- Fix encoding of ABI types: `bytes[]` and `string[]`
- Windows connection error bugfix
- Bugfix message signatures that were broken ~1% of the time (zero-pad `r` and `s`)
- Autoinit `web3` now produces `None` instead of raising an exception on `from web3.auto import w3`

- Clearer errors on formatting failure (includes field name that failed)
- Python modernization, removing Py2 compatibility cruft
- Update dependencies with changed names, now:
 - eth-abi
 - eth-keyfile
 - eth-keys
 - eth-tester
 - eth-utils
- Faster Travis CI builds, with cached geth binary

1.26.55 v4.0.0-beta.2

Released Nov 22, 2017

Bug Fixes:

- `sendRawTransaction()` accepts raw bytes
- `contract()` accepts an ENS name as contract address
- `signTransaction()` returns the expected hash (*after* signing the transaction)
- Account methods can all be called statically, like: `Account.sign(...)`
- `getTransactionReceipt()` returns the status field as an int
- `Web3.soliditySha3()` looks up ENS names if they are supplied with an “address” ABI
- If running multiple threads with the same w3 instance, `ValueError: Recursively called ... is no longer raised`

Plus, various python modernization code cleanups, and testing against geth 1.7.2.

1.26.56 v4.0.0-beta.1

- Python 3 is now required
- ENS names can be used anywhere that a hex address can
- Sign transactions and messages with local private keys
- New filter mechanism: `get_all_entries()` and `get_new_entries()`
- Quick automatic initialization with `from web3.auto import w3`
- All addresses must be supplied with an EIP-55 checksum
- All addresses are returned with a checksum
- Renamed `Web3.toDecimal()` to `toInt()`, see: [Type Conversions](#)
- All filter calls are synchronous, gevent integration dropped
- `Contract.eventFilter()` has replaced both `Contract.on()` and `Contract.pastEvents()`
- Contract arguments of `bytes` ABI type now accept hex strings.
- Contract arguments of `string` ABI type now accept python `str`.

- Contract return values of `string` ABI type now return python `str`.
- Many methods now return a `bytes`-like object where they used to return a hex string, like in `Web3.sha3()`
- IPC connection left open and reused, rather than opened and closed on each call
- A number of deprecated methods from v3 were removed

1.26.57 3.16.1

- Addition of `ethereum-tester` as a dependency

1.26.58 3.16.0

- Addition of *named* middlewares for easier manipulation of middleware stack.
- Provider middlewares can no longer be modified during runtime.
- Experimental custom ABI normalization API for Contract objects.

1.26.59 3.15.0

- Change docs to use RTD theme
- Experimental new `EthereumTesterProvider` for the `ethereum-tester` library.
- Bugfix for `function` type abi encoding via `ethereum-abi-utils` upgrade to `v0.4.1`
- Bugfix for `Web3.toHex` to conform to RPC spec.

1.26.60 3.14.2

- Fix PyPi readme text.

1.26.61 3.14.1

- Fix PyPi readme text.

1.26.62 3.14.0

- New `stalecheck_middleware`
- Improvements to `Web3.toHex` and `Web3.toText`.
- Improvements to `Web3.sha3` signature.
- Bugfixes for `Web3.eth.sign` api

1.26.63 3.13.5

- Add experimental `fixture_middleware`
- Various bugfixes introduced in middleware API introduction and migration to `formatter` middleware.

1.26.64 3.13.4

- Bugfix for formatter handling of contract creation transaction.

1.26.65 3.13.3

- Improved testing infrastructure.

1.26.66 3.13.2

- Bugfix for retrieving filter changes for both new block filters and pending transaction filters.

1.26.67 3.13.1

- Fix misspelled `attrdict_middleware` (was spelled `attrdict_middlware`).

1.26.68 3.13.0

- New Middleware API
- Support for multiple providers
- New `web3.soliditySha3`
- Remove multiple functions that were never implemented from the original `web3`.
- Deprecated `web3.currentProvider` accessor. Use `web3.provider` now instead.
- Deprecated password prompt within `web3.personal.newAccount`.

1.26.69 3.12.0

- Bugfix for abi filtering to correctly handle `constructor` and `fallback` type abi entries.

1.26.70 3.11.0

- All `web3` apis which accept `address` parameters now enforce checksums if the address *looks* like it is checksummed.
- Improvements to error messaging with when calling a contract on a node that may not be fully synced
- Bugfix for `web3.eth.syncing` to correctly handle `False`

1.26.71 3.10.0

- `Web3` now returns `web3.utils.datastructures.AttributeDict` in places where it previously returned a normal `dict`.
- `web3.eth.contract` now performs validation on the `address` parameter.
- Added `web3.eth.getWork` API

1.26.72 3.9.0

- Add validation for the `abi` parameter of `eth`
- Contract return values of `bytes`, `bytesXX` and `string` are no longer converted to text types and will be returned in their raw byte-string format.

1.26.73 3.8.1

- Bugfix for `eth_sign` double hashing input.
- Removed deprecated `DelegatedSigningManager`
- Removed deprecated `PrivateKeySigningManager`

1.26.74 3.8.0

- Update `pyrlp` dependency to `>=0.4.7`
- Update `eth-testrpc` dependency to `>=1.2.0`
- Deprecate `DelegatedSigningManager`
- Deprecate `PrivateKeySigningManager`

1.26.75 3.7.1

- upstream version bump for bugfix in `eth-abi-utils`

1.26.76 3.7.0

- deprecate `eth.defaultAccount` defaulting to the coinbase account.

1.26.77 3.6.2

- Fix error message from contract factory creation.
- Use `ethereum-utils` for utility functions.

1.26.78 3.6.1

- Upgrade `ethereum-abi-utils` dependency for upstream bugfix.

1.26.79 3.6.0

- Deprecate `Contract.code`: replaced by `Contract.bytecode`
- Deprecate `Contract.code_runtime`: replaced by `Contract.bytecode_runtime`
- Deprecate `abi`, `code`, `code_runtime` and `source` as arguments for the `Contract` object.
- Deprecate `source` as a property of the `Contract` object

- Add `Contract.factory()` API.
- Deprecate the `construct_contract_factory` helper function.

1.26.80 3.5.3

- Bugfix for how `requests` library is used. Now reuses session.

1.26.81 3.5.2

- Bugfix for construction of `request_kwargs` within `HTTPProvider`

1.26.82 3.5.1

- Allow `HTTPProvider` to be imported from `web3` module.
- make `HTTPProvider` accessible as a property of `web3` instances.

1.26.83 3.5.0

- Deprecate `web3.providers.rpc.RPCProvider`
- Deprecate `web3.providers.rpc.KeepAliveRPCProvider`
- Add new `web3.providers.rpc.HTTPProvider`
- Remove hard dependency on `gevent`.

1.26.84 3.4.4

- Bugfix for `web3.eth.getTransaction` when the hash is unknown.

1.26.85 3.4.3

- Bugfix for event log data decoding to properly handle dynamic sized values.
- New `web3.tester` module to access extra RPC functionality from `eth-testrpc`

1.26.86 3.4.2

- Fix package so that `eth-testrpc` is not required.

1.26.87 3.4.1

- Force `gevent<1.2.0` until this issue is fixed: <https://github.com/gevent/gevent/issues/916>

1.26.88 3.4.0

- Bugfix for contract instances to respect `web3.eth.defaultAccount`
- Better error reporting when ABI decoding fails for contract method response.

1.26.89 3.3.0

- New `EthereumTesterProvider` now available. Faster test runs than `TestRPCProvider`
- Updated underlying `eth-testrpc` requirement.

1.26.90 3.2.0

- `web3.shh` is now implemented.
- Introduced `KeepAliveRPCProvider` to correctly recycle HTTP connections and use HTTP keep alive

1.26.91 3.1.1

- Bugfix for contract transaction sending not respecting the `web3.eth.defaultAccount` configuration.

1.26.92 3.1.0

- New `DelegatedSigningManager` and `PrivateKeySigningManager` classes.

1.26.93 3.0.2

- Bugfix or `IPCProvider` not handling large JSON responses well.

1.26.94 3.0.1

- Better RPC compliance to be compatible with the Parity JSON-RPC server.

1.26.95 3.0.0

- `Filter` objects now support controlling the interval through which they poll using the `poll_interval` property

1.26.96 2.9.0

- Bugfix generation of event topics.
- `Web3.Iban` now allows access to Iban address tools.

1.26.97 2.8.1

- Bugfix for `geth.ipc` path on linux systems.

1.26.98 2.8.0

- **Changes to the Contract API:**
 - `Contract.deploy()` parameter arguments renamed to `args`
 - `Contract.deploy()` now takes `args` and `kwargs` parameters to allow constructing with keyword arguments or positional arguments.
 - `Contract.pastEvents` now allows you to specify a `fromBlock` or `toBlock`. Previously these were forced to be `'earliest'` and `web3.eth.blockNumber` respectively.
 - `Contract.call`, `Contract.transact` and `Contract.estimateGas` are now callable as class methods as well as instance methods. When called this way, an address must be provided with the transaction parameter.
 - `Contract.call`, `Contract.transact` and `Contract.estimateGas` now allow specifying an alternate address for the transaction.
- **RPCProvider now supports the following constructor arguments.**
 - `ssl` for enabling SSL
 - `connection_timeout` and `network_timeout` for controlling the timeouts for requests.

1.26.99 2.7.1

- Bugfix: Fix `KeyError` in `merge_args_and_kwargs` helper fn.

1.26.100 2.7.0

- Bugfix for usage of block identifiers `'latest'`, `'earliest'`, `'pending'`
- Sphinx documentation
- Non-data transactions now default to 90000 gas.
- Web3 object now has helpers set as static methods rather than being set at initialization.
- RPCProvider now takes a `path` parameter to allow configuration for requests to go to paths other than `/`.

1.26.101 2.6.0

- TestRPCProvider no longer dumps logging output to `stdout` and `stderr`.
- Bugfix for return types of `address[]`
- Bugfix for event data types of `address`

1.26.102 2.5.0

- All transactions which contain a `data` element will now have their gas automatically estimated with 100k additional buffer. This was previously only true with transactions initiated from a `Contract` object.

1.26.103 2.4.0

- Contract functions can now be called using keyword arguments.

1.26.104 2.3.0

- Upstream fixes for filters
- Filter APIs `on` and `pastEvents` now callable as both instance and class methods.

1.26.105 2.2.0

- The filters that come back from the contract `on` and `pastEvents` methods now call their callbacks with the same data format as `web3.js`.

1.26.106 2.1.1

- Cast `RPCProvider` port to an integer.

1.26.107 2.1.0

- Remove all monkeypatching

1.26.108 2.0.0

- Pull in downstream updates to proper `gevent` usage.
- Fix `eth_sign`
- Bugfix with contract operations mutating the transaction object that is passed in.
- More explicit linting ignore statements.

1.26.109 1.9.0

- BugFix: fix for python3 only `json.JSONDecodeError` handling.

1.26.110 1.8.0

- BugFix: `RPCProvider` not sending a content-type header
- Bugfix: `web3.toWei` now returns an integer instead of a `decimal.Decimal`

1.26.111 1.7.1

- `TestRPCProvider` can now be imported directly from `web3`

1.26.112 1.7.0

- Add `eth.admin` interface.
- Bugfix: Format the return value of `web3.eth.syncing`
- Bugfix: `IPCProvider` socket interactions are now more robust.

1.26.113 1.6.0

- Downstream package upgrades for `eth-testrpc` and `ethereum-tester-client` to handle configuration of the Homestead and DAO fork block numbers.

1.26.114 1.5.0

- Rename `web3.contract._Contract` to `web3.contract.Contract` to expose it for static analysis and auto completion tools
- Allow passing string parameters to functions
- Automatically compute gas requirements for contract deployment and transactions.
- Contract Filters
- Block, Transaction, and Log filters
- `web3.eth.txpool` interface
- `web3.eth.mining` interface
- Fixes for encoding.

1.26.115 1.4.0

- Bugfix to allow address types in constructor arguments.

1.26.116 1.3.0

- Partial implementation of the `web3.eth.contract` interface.

1.26.117 1.2.0

- Restructure project modules to be more *flat*
- Add ability to run test suite without the *slow* tests.
- Breakup `encoding` utils into smaller modules.
- Basic pep8 formatting.
- Apply python naming conventions to internal APIs
- Lots of minor bugfixes.
- Removal of dead code left behind from 1.0.0 refactor.
- Removal of `web3/solidity` module.

1.26.118 1.1.0

- Add missing `isConnected()` method.
- Add test coverage for `setProvider()`

1.26.119 1.0.1

- Specify missing `pyrlp` and `gevent` dependencies

1.26.120 1.0.0

- Massive refactor to the majority of the app.

1.26.121 0.1.0

- Initial release

CHAPTER 2

Indices and tables

- [genindex](#)
- [modindex](#)
- [search](#)

e

ens, 113
ens.exceptions, 116
ens.main, 113

W

web3, 62
web3.contract, 21
web3.eth, 64
web3.gas_strategies.rpc, 112
web3.gas_strategies.time_based, 112
web3.geth, 92
web3.geth.admin, 92
web3.geth.miner, 90
web3.geth.personal, 95
web3.geth.txpool, 96
web3.net, 90
web3.parity, 107
web3.utils.filters, 17

Symbols

__init__() (*web3.pm.ERC1319Registry* method), 88
 __repr__() (*ethpm.Package* method), 117
 _generate_release_id()
 (*web3.pm.ERC1319Registry* method), 89
 _get_all_package_ids()
 (*web3.pm.ERC1319Registry* method), 89
 _get_all_release_ids()
 (*web3.pm.ERC1319Registry* method), 89
 _get_package_name() (*web3.pm.ERC1319Registry*
 method), 89
 _get_release_data() (*web3.pm.ERC1319Registry*
 method), 89
 _get_release_id() (*web3.pm.ERC1319Registry*
 method), 89
 _num_package_ids() (*web3.pm.ERC1319Registry*
 method), 90
 _num_release_ids() (*web3.pm.ERC1319Registry*
 method), 90
 _release() (*web3.pm.ERC1319Registry* method), 89

A

abi (*web3.contract.Contract* attribute), 24
 accounts (*web3.eth.Eth* attribute), 65
 add() (*Web3.middleware_onion* method), 47
 add_peer() (in module *web3.geth.admin*), 94
 add_private_key() (*web3.geth.txpool.Shh*
 method), 104
 add_sym_key() (*web3.geth.txpool.Shh* method), 105
 addPeer() (in module *web3.geth.admin*), 94
 addPrivateKey() (*web3.geth.txpool.Shh* method),
 103
 addPrivateKey() (*web3.parity.Shh* method), 110
 address (*web3.contract.Contract* attribute), 24
 address() (*ens.main.ENS* method), 114
 AddressMismatch, 116
 addSymKey() (*web3.geth.txpool.Shh* method), 105
 addSymKey() (*web3.parity.Shh* method), 111
 all_functions() (*web3.contract.Contract* class

method), 27

api (*web3.Web3* attribute), 63
 attrdict_middleware() (*web3.middleware*
 method), 45

B

BidTooLow, 116
 BlockFilter (class in *web3.utils.filters*), 18
 blockNumber (*web3.eth.Eth* attribute), 65
 build_dependencies (*ethpm.Package* attribute),
 118
 build_dependency() (built-in function), 132
 build_filter() (*web3.contract.Contract.events.your_event_name*
 class method), 26
 buildTransaction()
 (*web3.contract.Contract.fallback* method),
 33
 buildTransaction()
 (*web3.contract.ContractFunction* method),
 32
 bytecode (*web3.contract.Contract* attribute), 24
 bytecode_runtime (*web3.contract.Contract* at-
 tribute), 24

C

call() (*web3.contract.Contract.fallback* method), 33
 call() (*web3.contract.ContractFunction* method), 31
 call() (*web3.eth.Eth* method), 76
 can_resolve_uri() (*BaseURIBackend* method),
 120
 can_translate_uri() (*BaseURIBackend* method),
 120
 chainId (*web3.eth.Eth* attribute), 66
 chainId() (*web3.net.Net* method), 90
 clear() (*Web3.middleware_onion* method), 48
 clientVersion (*web3.Web3* attribute), 63
 coinbase (*web3.eth.Eth* attribute), 65
 ConciseContract (class in *web3.contract*), 23
 construct_latest_block_based_cache_middleware()
 (*web3.middleware* method), 49

`construct_sign_and_send_raw_middleware()` `encodeABI()` (*web3.contract.Contract class method*),
 (*web3.middleware method*), 51
`construct_simple_cache_middleware()` `ENS` (*class in ens.main*), 113
 (*web3.middleware method*), 49 `ens` (*module*), 113
`construct_time_based_cache_middleware()` `ens.exceptions` (*module*), 116
 (*web3.middleware method*), 49 `ens.main` (*module*), 113
`construct_time_based_gas_price_strategy()` `ERC1319Registry` (*class in web3.pm*), 88
 (*in module web3.gas_strategies.time_based*),
 112 `estimateGas()` (*web3.contract.Contract fallback*
method), 33
`constructor()` (*web3.contract.Contract class*
method), 24, 25 `estimateGas()` (*web3.contract.ContractFunction*
method), 32
`content()` (*web3.geth.txpool.TxPool method*), 98 `estimateGas()` (*web3.eth.Eth method*), 76
`Contract` (*class in web3.contract*), 23 `Eth` (*class in web3.eth*), 64
`contract()` (*web3.eth.Eth method*), 80 `eth` (*web3.Web3 attribute*), 63
`contract_types` (*ethpm.Package attribute*), 118 `EthereumTesterProvider` (*class in*
web3.providers.eth_tester), 42
`ContractCaller` (*class in web3.contract*), 37 `events` (*web3.contract.Contract attribute*), 24
`ContractEvents` (*class in web3.contract*), 33
`ContractFunction` (*class in web3.contract*), 30
`create_content_addressed_github_uri()`,
 121 **F**
`createFilter()` (*web3.contract.Contract.events.your_event_name*
class method), 25 `fetch_uri_contents()` (*BaseURIBackend*
method), 120
`decode_function_input()` `Filter` (*class in web3.utils.filters*), 17
 (*web3.contract.Contract class method*),
 37 `filter()` (*web3.eth.Eth method*), 77
`defaultAccount` (*web3.eth.Eth attribute*), 64 `filter_id` (*web3.utils.filters.Filter attribute*), 17
`defaultBlock` (*web3.eth.Eth attribute*), 64 `find_functions_by_args()`
 (*web3.contract.Contract class method*),
 27
`delete_key_pair()` (*web3.geth.txpool.Shh*
method), 104 `find_functions_by_name()`
 (*web3.contract.Contract class method*),
 27
`delete_message_filter()` (*web3.geth.txpool.Shh*
method), 102 `format_entry()` (*web3.utils.filters.Filter method*), 18
`delete_sym_key()` (*web3.geth.txpool.Shh method*),
 106 `from_file()` (*ethpm.Package class method*), 118
`deleteKey()` (*web3.parity.Shh method*), 111 `from_uri()` (*ethpm.Package class method*), 118
`deleteKeyPair()` (*web3.geth.txpool.Shh method*),
 104 `fromWeb3()` (*ens.main.ENS class method*), 114
`deleteMessageFilter()` (*web3.geth.txpool.Shh*
method), 101 `fromWei()` (*Web3 method*), 8
`deleteMessageFilter()` (*web3.parity.Shh*
method), 109 `functions` (*web3.contract.Contract attribute*), 24
`deleteSymKey()` (*web3.geth.txpool.Shh method*), 106
`deploy()` (*web3.contract.Contract class method*), 26
`deploy_and_set_registry()` (*web3.pm.PM*
method), 87
`deployment()` (*built-in function*), 130
`deployment_type()` (*built-in function*), 131
`deployments` (*ethpm.Package attribute*), 118
E
`enable_strict_bytes_type_checking()` (*web3*
method), 10
G
`gas_price_strategy_middleware()`
 (*web3.middleware method*), 46
`gasPrice` (*web3.eth.Eth attribute*), 65
`generate_sym_key_from_password()`
 (*web3.geth.txpool.Shh method*), 106
`generateGasPrice()` (*web3.eth.Eth method*), 77
`generateSymKeyFromPassword()`
 (*web3.geth.txpool.Shh method*), 105
`get_all_entries()` (*web3.utils.filters.Filter*
method), 18
`get_all_package_names()` (*web3.pm.PM*
method), 88
`get_all_package_releases()` (*web3.pm.PM*
method), 88
`get_contract_factory()` (*ethpm.Package*
method), 119

- [get_contract_instance\(\)](#) (*ethpm.Package method*), 119
[get_filter_messages\(\)](#) (*web3.geth.txpool.Shh method*), 102
[get_function_by_args\(\)](#) (*web3.contract.Contract class method*), 27
[get_function_by_name\(\)](#) (*web3.contract.Contract class method*), 27
[get_function_by_selector\(\)](#) (*web3.contract.Contract class method*), 27
[get_function_by_signature\(\)](#) (*web3.contract.Contract class method*), 27
[get_local_package\(\)](#) (*web3.pm.PM method*), 87
[get_new_entries\(\)](#) (*web3.utils.filters.Filter method*), 17
[get_package\(\)](#) (*web3.pm.PM method*), 88
[get_package_count\(\)](#) (*web3.pm.PM method*), 88
[get_package_from_manifest\(\)](#) (*web3.pm.PM method*), 87
[get_package_from_uri\(\)](#) (*web3.pm.PM method*), 87
[get_private_key\(\)](#) (*web3.geth.txpool.Shh method*), 105
[get_public_key\(\)](#) (*web3.geth.txpool.Shh method*), 104
[get_release_count\(\)](#) (*web3.pm.PM method*), 88
[get_release_data\(\)](#) (*web3.pm.PM method*), 88
[get_release_id\(\)](#) (*web3.pm.PM method*), 88
[get_release_id_data\(\)](#) (*web3.pm.PM method*), 88
[get_sym_key\(\)](#) (*web3.geth.txpool.Shh method*), 106
[getBalance\(\)](#) (*web3.eth.Eth method*), 66
[getBlock\(\)](#) (*web3.eth.Eth method*), 68
[getBlockTransactionCount\(\)](#) (*web3.eth.Eth method*), 69
[getCode\(\)](#) (*web3.eth.Eth method*), 68
[getFilterChanges\(\)](#) (*web3.eth.Eth method*), 78
[getFilterLogs\(\)](#) (*web3.eth.Eth method*), 78
[geth](#) (*web3.Web3 attribute*), 64
[getLogs\(\)](#) (*web3.eth.Eth method*), 79
[getMessages\(\)](#) (*web3.geth.txpool.Shh method*), 102
[getMessages\(\)](#) (*web3.parity.Shh method*), 109
[getPrivateKey\(\)](#) (*web3.geth.txpool.Shh method*), 105
[getPrivateKey\(\)](#) (*web3.parity.Shh method*), 110
[getProof\(\)](#) (*web3.eth.Eth method*), 66
[getPublicKey\(\)](#) (*web3.geth.txpool.Shh method*), 104
[getPublicKey\(\)](#) (*web3.parity.Shh method*), 110
[getStorageAt\(\)](#) (*web3.eth.Eth method*), 66
[getSymKey\(\)](#) (*web3.geth.txpool.Shh method*), 106
[getSymKey\(\)](#) (*web3.parity.Shh method*), 111
[getTransaction\(\)](#) (*web3.eth.Eth method*), 71
[getTransactionByBlock\(\)](#) (*web3.eth.Eth method*), 71
[getTransactionCount\(\)](#) (*web3.eth.Eth method*), 73
[getTransactionFromBlock\(\)](#) (*web3.eth.Eth method*), 71
[getTransactionReceipt\(\)](#) (*web3.eth.Eth method*), 72
[getUncle\(\)](#) (*web3.eth.Eth method*), 69
[getUncleByBlock\(\)](#) (*web3.eth.Eth method*), 70
[getUncleCount\(\)](#) (*web3.eth.Eth method*), 70
- ## H
- [has_key_pair\(\)](#) (*web3.geth.txpool.Shh method*), 104
[has_sym_key\(\)](#) (*web3.geth.txpool.Shh method*), 106
[hashrate](#) (*web3.eth.Eth attribute*), 65
[hasKeyPair\(\)](#) (*web3.geth.txpool.Shh method*), 104
[hasSymKey\(\)](#) (*web3.geth.txpool.Shh method*), 106
[http_retry_request_middleware\(\)](#) (*web3.middleware method*), 46
[HTTPProvider](#) (*web3.Web3 attribute*), 63
- ## I
- [ImplicitContract](#) (*class in web3.contract*), 24
[importRawKey\(\)](#) (*in module web3.geth.personal*), 96
[importRawKey\(\)](#) (*in module web3.parity*), 107
[info\(\)](#) (*web3.geth.txpool.Shh method*), 100
[info\(\)](#) (*web3.parity.Shh method*), 108
[inject\(\)](#) (*Web3.middleware_onion method*), 48
[inspect\(\)](#) (*web3.geth.txpool.TxPool method*), 97
[InvalidBidHash](#), 116
[InvalidLabel](#), 116
[InvalidName](#), 116
[IPCProvider](#) (*web3.Web3 attribute*), 63
[is_encodable\(\)](#) (*w3 method*), 10
[is_valid_entry\(\)](#) (*web3.utils.filters.Filter method*), 18
[is_valid_name\(\)](#) (*ens.main.ENS static method*), 114
[isAddress\(\)](#) (*Web3 method*), 8
[isChecksumAddress\(\)](#) (*Web3 method*), 8
[isConnected\(\)](#) (*BaseProvider method*), 135
- ## K
- [keccak\(\)](#) (*Web3 class method*), 8
- ## L
- [link_bytecode\(\)](#) (*LinkableContract class method*), 120
[linked_references](#) (*LinkableContract attribute*), 120
[listAccounts\(\)](#) (*in module web3.geth.personal*), 96
[listAccounts\(\)](#) (*in module web3.parity*), 107

lockAccount() (in module web3.geth.personal), 96
 LogFilter (class in web3.utils.filters), 19

M

make_dag() (web3.geth.miner.GethMiner method), 91
 make_request() (BaseProvider method), 134
 make_stalecheck_middleware() (web3.middleware method), 49
 makeDAG() (web3.geth.miner.GethMiner method), 91
 manifest (Package attribute), 118
 manifest_version (ethpm.Package attribute), 117
 mark_trusted_peer() (web3.geth.txpool.Shh method), 103
 markTrustedPeer() (web3.geth.txpool.Shh method), 103
 middlewares (BaseProvider attribute), 135
 miner (web3.Web3 attribute), 63
 mining (web3.eth.Eth attribute), 65
 modifyTransaction() (web3.eth.Eth method), 75
 myEvent() (web3.contract.ContractEvents method), 33, 35

N

name (ethpm.Package attribute), 117
 name() (ens.main.ENS method), 114
 name_to_address_middleware() (web3.middleware method), 46
 namehash() (ens.main.ENS static method), 113
 nameprep() (ens.main.ENS static method), 114
 needs_bytecode_linking (LinkableContract attribute), 120
 Net (class in web3.net), 90
 new_key_pair() (web3.geth.txpool.Shh method), 103
 new_message_filter() (web3.geth.txpool.Shh method), 101
 new_sym_key() (web3.geth.txpool.Shh method), 105
 newAccount() (in module web3.geth.personal), 96
 newAccount() (in module web3.parity), 107
 newKeyPair() (web3.geth.txpool.Shh method), 103
 newKeyPair() (web3.parity.Shh method), 110
 newMessageFilter() (web3.geth.txpool.Shh method), 101
 newMessageFilter() (web3.parity.Shh method), 109
 newSymKey() (web3.geth.txpool.Shh method), 105
 newSymKey() (web3.parity.Shh method), 111
 node_info() (in module web3.geth.admin), 92
 nodeInfo() (in module web3.geth.admin), 93

O

OversizeTransaction, 116
 owner() (ens.main.ENS method), 115

P

Package (class in ethpm), 117, 118
 parity (web3.Web3 attribute), 64
 peers() (in module web3.geth.admin), 93
 pin_assets() (BaseIPFSBackend method), 121
 PM (class in web3.pm), 87
 pm (web3.Web3 attribute), 63
 post() (web3.geth.txpool.Shh method), 101
 post() (web3.parity.Shh method), 108
 protocolVersion (web3.eth.Eth attribute), 65
 pythonic_middleware() (web3.middleware method), 46

R

release_package() (web3.pm.PM method), 87
 remove() (Web3.middleware_onion method), 48
 replace() (Web3.middleware_onion method), 48
 replaceTransaction() (web3.eth.Eth method), 74
 rpc_gas_price_strategy() (in module web3.gas_strategies.rpc), 112

S

sendRawTransaction() (web3.eth.Eth method), 74
 sendTransaction() (in module web3.geth.personal), 96
 sendTransaction() (in module web3.parity), 108
 sendTransaction() (web3.eth.Eth method), 73
 set_data_filters() (web3.utils.filters.LogFilter method), 19
 set_extra() (web3.geth.miner.GethMiner method), 91
 set_gas_price() (web3.geth.miner.GethMiner method), 91
 set_max_message_size() (web3.geth.txpool.Shh method), 102
 set_min_pow() (web3.geth.txpool.Shh method), 103
 set_registry() (web3.pm.PM method), 87
 setContractFactory() (web3.eth.Eth method), 81
 setExtra() (web3.geth.miner.GethMiner method), 91
 setGasPrice() (web3.geth.miner.GethMiner method), 91
 setGasPriceStrategy() (web3.eth.Eth method), 77
 setMaxMessageSize() (web3.geth.txpool.Shh method), 102
 setMinPoW() (web3.geth.txpool.Shh method), 103
 setProviders() (web3.Web3 method), 63
 setSolc() (in module web3.geth.admin), 94
 setup_address() (ens.main.ENS method), 114
 setup_name() (ens.main.ENS method), 115
 setup_owner() (ens.main.ENS method), 115
 sha3() (Web3 class method), 9
 sign() (web3.eth.Eth method), 75

[signTransaction\(\)](#) (*web3.eth.Eth method*), 74
[signTypedData\(\)](#) (*in module web3.parity*), 108
[signTypedData\(\)](#) (*web3.eth.Eth method*), 76
[solidityKeccak\(\)](#) (*Web3 class method*), 9
[soliditySha3\(\)](#) (*Web3 class method*), 9
[start\(\)](#) (*web3.geth.miner.GethMiner method*), 91
[start_auto_dag\(\)](#) (*web3.geth.miner.GethMiner method*), 92
[start_rpc\(\)](#) (*in module web3.geth.admin*), 94
[start_ws\(\)](#) (*in module web3.geth.admin*), 95
[startAutoDag\(\)](#) (*web3.geth.miner.GethMiner method*), 92
[startRPC\(\)](#) (*in module web3.geth.admin*), 94
[startWS\(\)](#) (*in module web3.geth.admin*), 95
[status\(\)](#) (*web3.geth.txpool.TxPool method*), 98
[stop\(\)](#) (*web3.geth.miner.GethMiner method*), 91
[stop_auto_dag\(\)](#) (*web3.geth.miner.GethMiner method*), 92
[stop_rpc\(\)](#) (*in module web3.geth.admin*), 95
[stop_ws\(\)](#) (*in module web3.geth.admin*), 95
[stopAutoDag\(\)](#) (*web3.geth.miner.GethMiner method*), 92
[stopRPC\(\)](#) (*in module web3.geth.admin*), 95
[stopWS\(\)](#) (*in module web3.geth.admin*), 95
[submitHashrate\(\)](#) (*web3.eth.Eth method*), 79
[submitWork\(\)](#) (*web3.eth.Eth method*), 79
[subscribe\(\)](#) (*web3.parity.Shh method*), 109
[syncing](#) (*web3.eth.Eth attribute*), 64

T

[toBytes\(\)](#) (*Web3 method*), 7
[toChecksumAddress\(\)](#) (*Web3 method*), 8
[toHex\(\)](#) (*Web3 method*), 6
[toInt\(\)](#) (*Web3 method*), 7
[toJSON\(\)](#) (*Web3 method*), 7
[toText\(\)](#) (*Web3 method*), 6
[toWei\(\)](#) (*Web3 method*), 8
[transact\(\)](#) (*web3.contract.Contract fallback method*), 33
[transact\(\)](#) (*web3.contract.ContractFunction method*), 31
[TransactionFilter](#) (*class in web3.utils.filters*), 18

U

[UnauthorizedError](#), 116
[UnderfundedBid](#), 116
[uninstallFilter\(\)](#) (*web3.eth.Eth method*), 79
[unlinked_references](#) (*LinkableContract attribute*), 120
[unlockAccount\(\)](#) (*in module web3.geth.personal*), 96
[unlockAccount\(\)](#) (*in module web3.parity*), 107
[UnownedName](#), 116
[unsubscribe\(\)](#) (*web3.parity.Shh method*), 110

[update_w3\(\)](#) (*ethpm.Package method*), 118
[uri](#) (*ethpm.Package attribute*), 118

V

[version](#) (*ethpm.Package attribute*), 117
[version\(\)](#) (*web3.geth.txpool.Shh method*), 100
[version\(\)](#) (*web3.net.Net method*), 90

W

[w3](#) (*Package attribute*), 118
[waitForTransactionReceipt\(\)](#) (*web3.eth.Eth method*), 72
[Web3](#) (*class in web3*), 62
[web3](#) (*module*), 62
[web3.contract](#) (*module*), 21
[web3.eth](#) (*module*), 64
[web3.gas_strategies.rpc](#) (*module*), 112
[web3.gas_strategies.time_based](#) (*module*), 112
[web3.geth](#) (*module*), 92
[web3.geth.admin](#) (*module*), 92
[web3.geth.miner](#) (*module*), 90
[web3.geth.personal](#) (*module*), 95
[web3.geth.txpool](#) (*module*), 96
[web3.net](#) (*module*), 90
[web3.parity](#) (*module*), 107
[web3.providers.ipc.IPCProvider](#) (*built-in class*), 41
[web3.providers.rpc.HTTPProvider](#) (*built-in class*), 41
[web3.providers.websocket.WebsocketProvider](#) (*built-in class*), 42
[web3.utils.filters](#) (*module*), 17